

Table of Contents

Topic	Page
Introduction	2
Number of casualties	3
Casualties by severity	4
Number of people killed	5
Casualties by mode	6
Assessment of 2030 targets	7
International comparisons	8
Key Resources	9



Introduction

Information in this report is based on the Reported Road Casualties, Transport Scotland's annual National Statistics publication on injury road accidents in Scotland.

These statistics are based on information Police Scotland collect for road accidents where someone has been injured or killed. Accidents in which there are no injuries, or accidents not reported to the police are therefore not included in these figures.

A casualty is someone who was injured or killed in an accident. Depending on the severity of the injury, Police Scotland classifies the casualty as killed, seriously injured or slightly injured.



The statistics in the publication are used by Transport Scotland, Police Scotland, Local Authorities and road safety professionals to target interventions to make Scotland's roads safer.

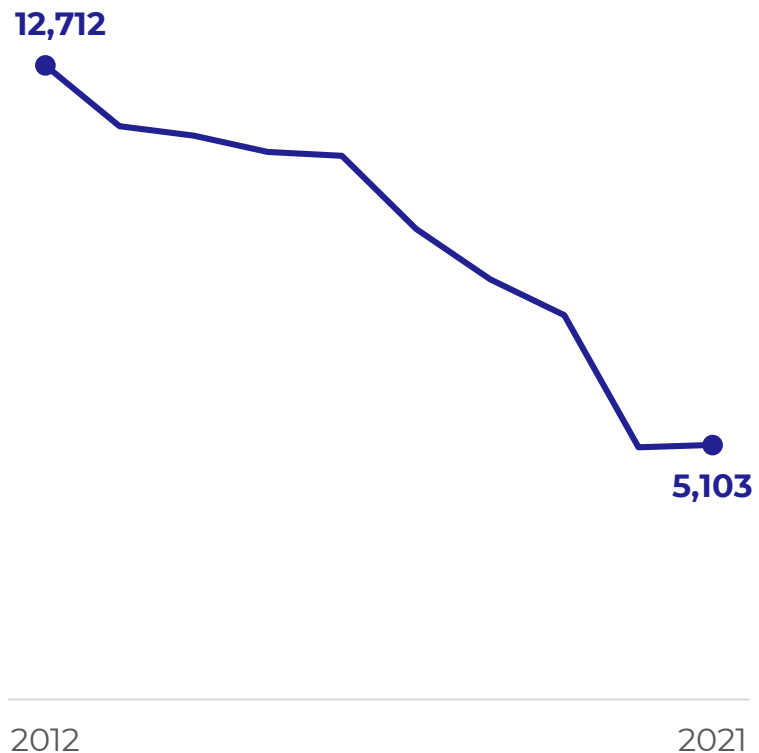
Number of casualties

There were 5,103 road casualties reported in 2021. This is 47 or 1% higher than 2020, and a decrease of 60% compared to 2012.

The slight increase in casualties in 2021 may be linked to the higher levels of traffic seen in 2021 compared with 2020.

The Department for Transport (DfT) [estimate](#) that motor traffic volume increased by 15% in Scotland in 2021 compared with 2020, although this was still not as high as pre-pandemic levels.

Total number of casualties, 2012 - 2021.



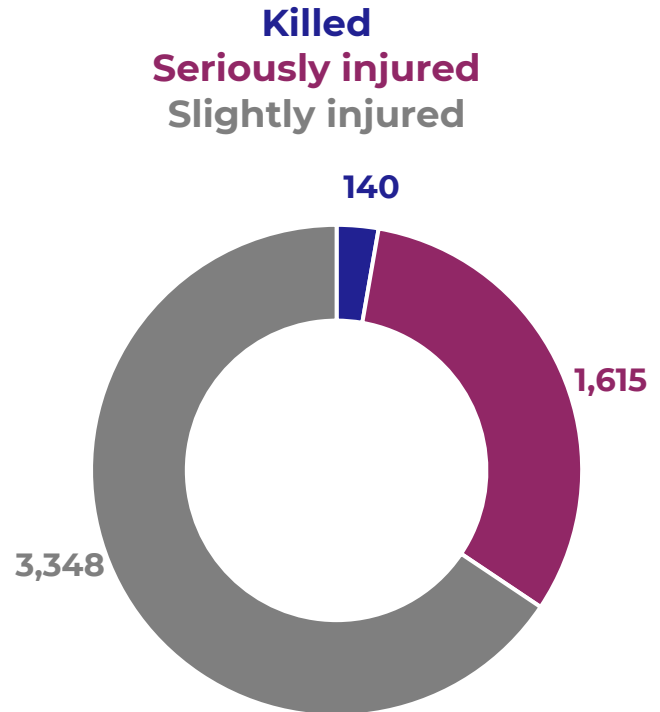
The number of casualties recorded in 2021 is the second lowest since annual records began in 1950.

Casualties by severity

In 2021, 140 people were killed, 1,615 people were seriously injured and 3,348 people were slightly injured in road accidents.

There were 494 child casualties reported in 2021, representing 10% of all casualties. Five children were killed, and 140 children were seriously injured.

Road casualties by severity, 2021



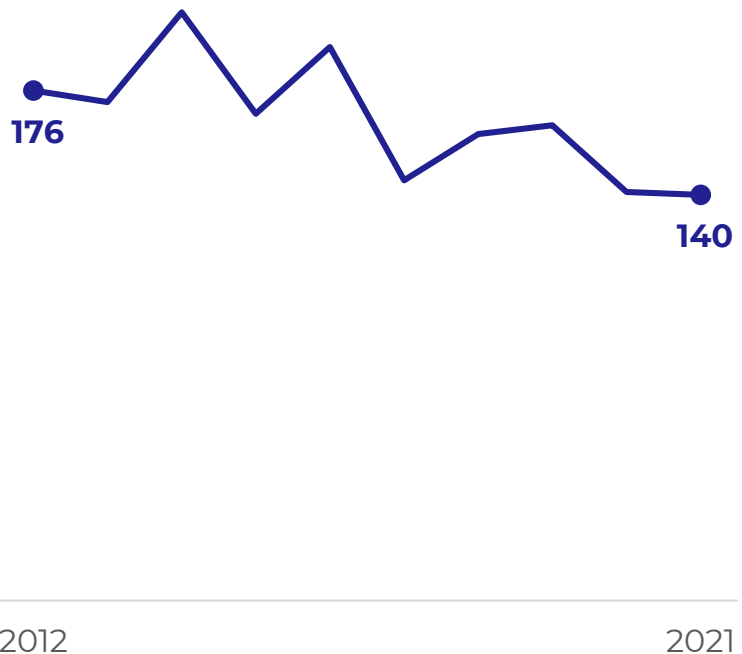
The number of people seriously injured rose by 5% and the number of people slightly injured fell by 1%.

Number of people killed

In 2021, the number of people killed fell by 1, from 141 to 140.

This latest drop follows on from a long-term downward trend. Since 2000, the number of people killed decreased by 57%, and in the last decade the number decreased by 20%.

Total number of people killed, 2012 - 2021.



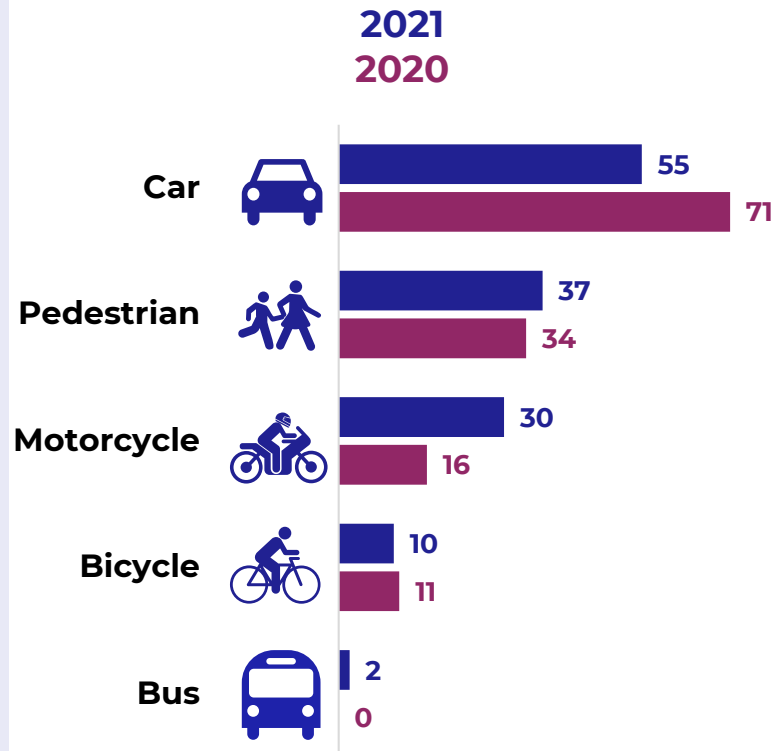
The number of people killed in 2021 is the lowest since annual records began in 1950.

Casualties by mode

Car was the mode of transport with the highest number of casualties, and the highest number of people killed, followed by pedestrians.

Compared to last year, the total reported casualties decreased for pedestrians and pedal cyclists but rose for motorcycles and cars.

Number of people killed, by mode



Compared to 2020, the number of people killed decreased for pedal cyclists and cars but increased for pedestrians and motor cyclists.

Assessment of 2030 targets

Scotland's Road Safety Framework sets out the vision for road safety in Scotland. It includes specific casualty reduction targets to be achieved by 2030.



To illustrate the reductions necessary, the following table shows the figures for the 2014-2018 baseline period, the latest position, and the eventual target levels.

Target description	2014-2018 average	2021	2030 target
People killed (50% reduction)	174	140	87
People seriously injured* (50% reduction)	2,908	1,615	1,454
Children (aged < 16) killed (3 year average) (60% reduction)	6	4	2
Children (aged < 16) seriously injured * (60% reduction)	278	140	111

* Please note that due to changes in severity recording, the number of seriously and slightly injured people cannot be directly compared to those reported in previous years. Progress against these targets has been calculated on the basis of adjusted figures provided by the Department for Transport.

International comparisons

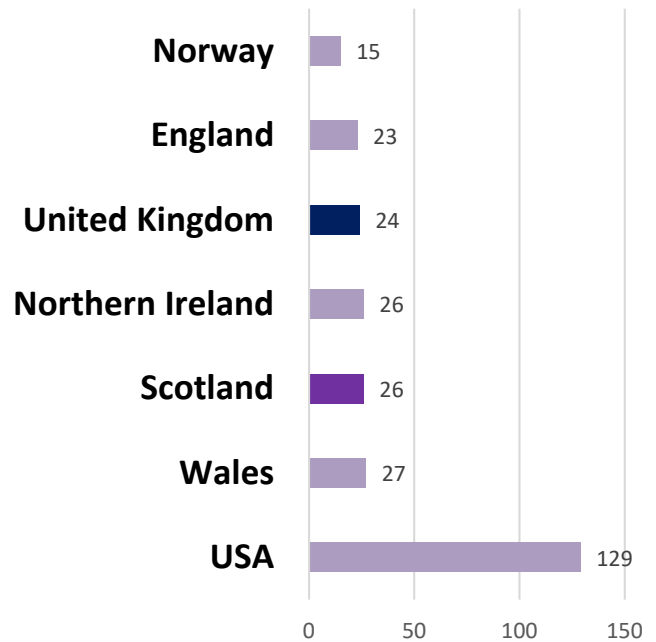
In 2021, Scotland had the ninth lowest rate of people killed in road accidents out of a list of 40 comparable countries.

In Scotland, 26 people were killed for every million people in the population. This figure was higher than for the United Kingdom as a whole, where 24 people were killed for every million people in the population.

The list of countries with comparable road casualty figures includes most European countries and selected developed countries Worldwide.

Of the countries compared, Norway had the lowest number of road deaths per million population (15), whereas the USA had the highest (129).

Number of people killed per million population



The number of people killed as a proportion of the population has historically been higher in Scotland than in the UK as a whole.

Key Resources

Key Reported Road Casualties Scotland presents provisional annual headline figures for road casualties reported to the police in Scotland. It is usually published in May.

Reported Road Casualties Scotland presents the final annual figures for road casualties reported to the police in Scotland. This publication also provides detailed statistics and analysis on the circumstances of road casualties. It is usually published in October.

Both publications are available on the [Transport Scotland](#) website. The website also provides more information about [Transport Scotland's approach](#) to maintaining and improving road safety.



Contact Details

Andrew Knight
Transport Analytical Services
Transport Scotland
Victoria Quay
Edinburgh EH6 6QQ
transtat@transport.gov.scot

