
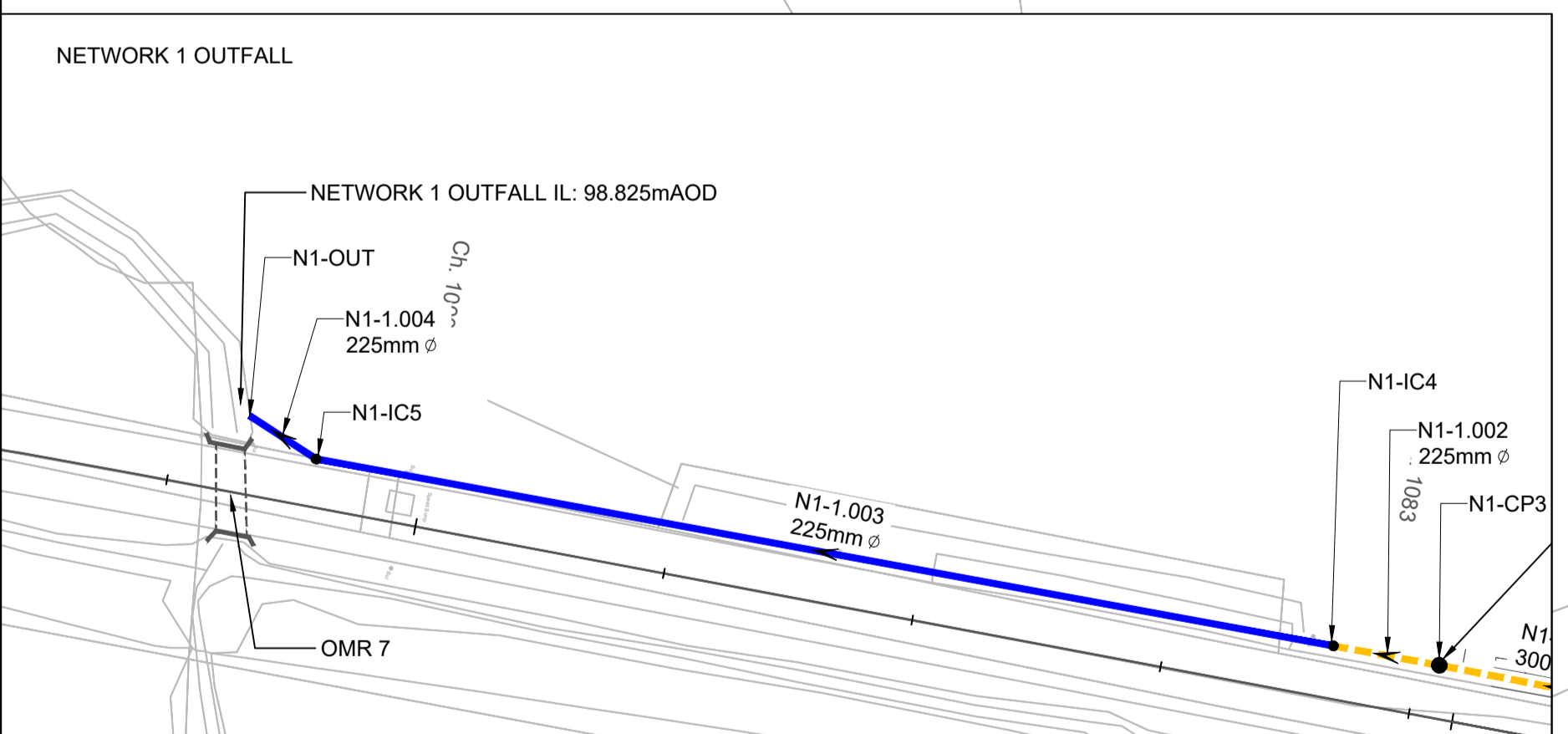
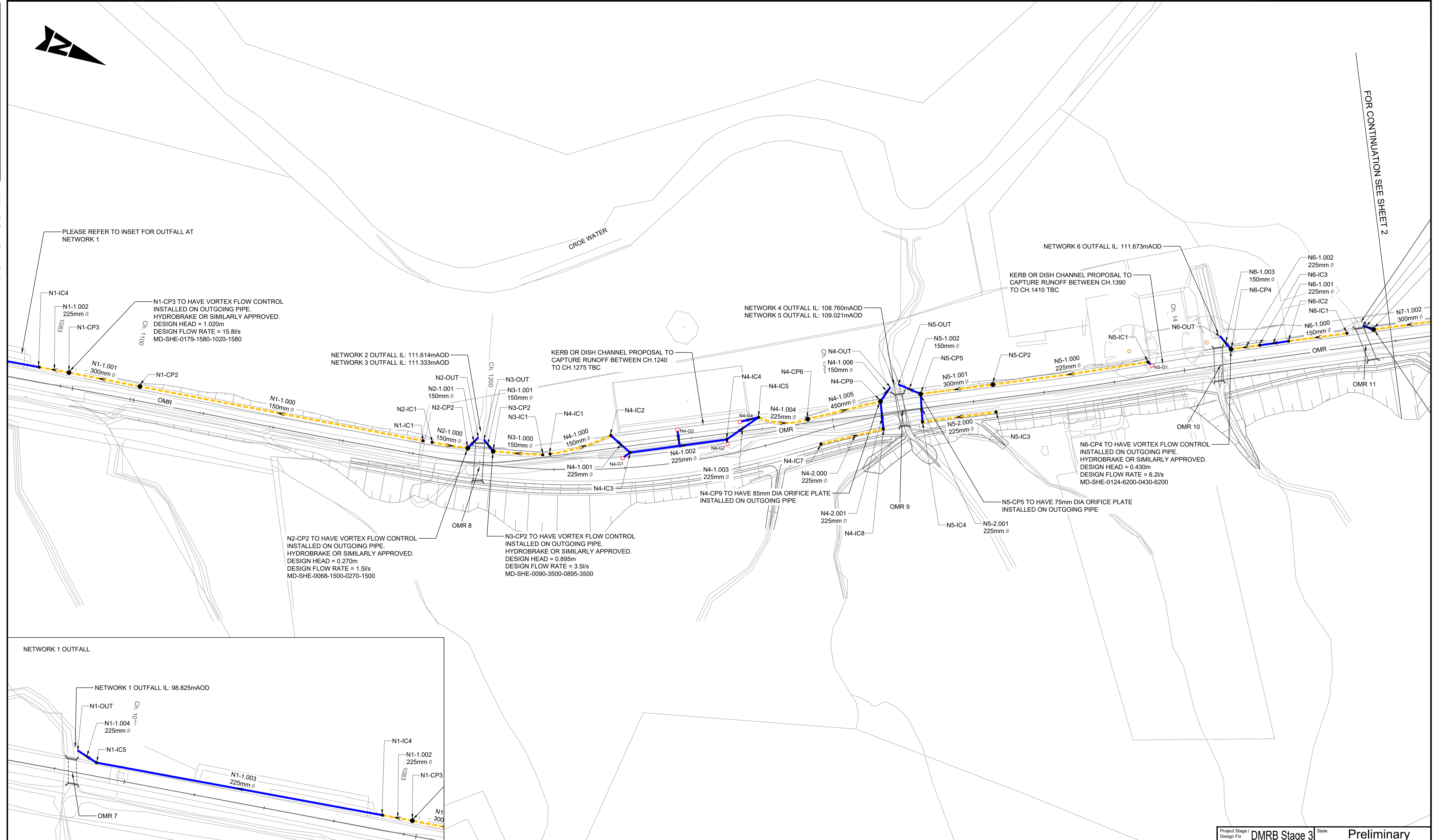


DO NOT SCALE

0 10 100
Millimetres



FOR CONTINUATION SEE SHEET 2



GENERAL NOTES:

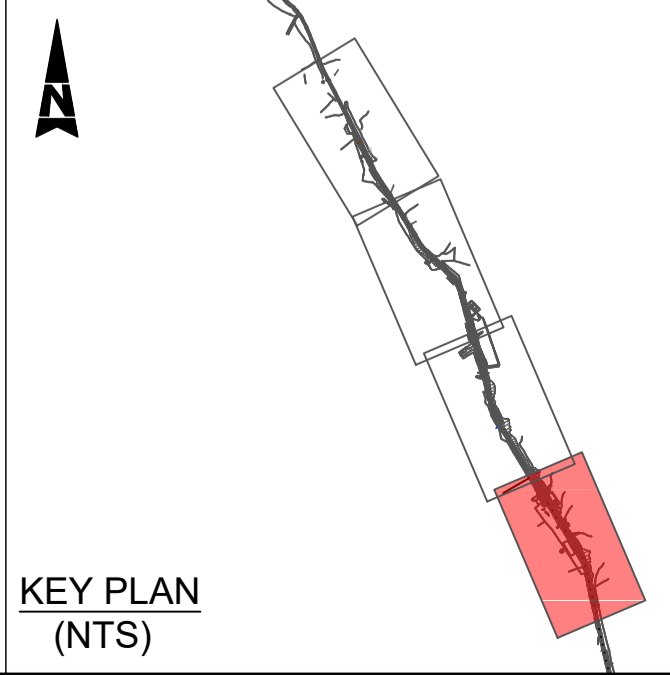
- ALL MEASUREMENTS ARE IN METERS UNLESS STATED OTHERWISE.
- ALL LEVELS ARE IN METERS ABOVE ORDNANCE DATUM.
- DO NOT SCALE FROM THIS DRAWING.
- UNLESS OTHERWISE STATED ALL WORKS ARE TO BE CARRIED OUT IN ACCORDANCE WITH THE MANUAL OF CONTRACT DOCUMENTS FOR HIGHWAY WORKS: VOLUME 1 - SPECIFICATION FOR HIGHWAY WORKS (SHW).
- THIS DRAWING MUST BE PLOTTED/PRINTED IN COLOUR.
- FOR BEDDING TYPE, FILTER DRAIN TO HAVE TYPE H AND CARRIER PIPE TO HAVE TYPE S AS SPECIFIED IN MCHW HIGHWAY CONSTRUCTION DETAILS SERIES F (UNLESS OTHERWISE STATED IN SCHEDULE).
- TO BE INSTALLED IN ACCORDANCE WITH SPECIFICATION FOR HIGHWAYS SERIES 500 AND MCHW HCD SERIES F
- RESPONSIBILITY FOR CONFIRMING THE LOCATIONS AND PROTECTING UTILITIES ON SITE RESTS WITH THE CONTRACTOR, REGARDLESS OF ANY INFORMATION PROVIDED TO ASSIST IN THEIR LOCATION. INTRUSIVE WORKS SHOULD BE UNDERTAKEN FOLLOWING INDUSTRY GUIDANCE INCLUDING HSG47 AND PAS128.
- EXISTING BT LINE NOT SHOWN FOR CLARITY. ASSUMED THAT THIS WILL BE REMOVED AND WONT CLASH WITH PROPOSED WORKS.

KEY

- EXISTING HIGHWAY BOUNDARY
- PROPOSED FILTER DRAIN
- PROPOSED CARRIER DRAIN
- FLOW DIRECTION

DRAINAGE STRUCTURE KEY

- NX-CPXX ● CATCHPIT CHAMBER
- NX-ICX ● INSPECTION CHAMBER
- NX-GX □ PROPOSED GULLY



Description	Status	Revision	Drawn	Checked	Reviewed	Authorised	Issue Date
	A3						

Status: A3 Drawing Suitability: **AUTHORISED & ACCEPTED-STAGE 3**

AtkinsRéalis WSP

Client: **TRANSPORT SCOTLAND**
COMHDHAIL ALBA

Project Stage / Design File: **DMRB Stage 3** State: **Preliminary**

Project Title: **A83 Rest and Be Thankful**

Drawing Title: **FIGURE 4.4 OMR INTERVENTIONS - PHASE 3 HIGHWAY DRAINAGE LAYOUT SHEET 1 OF 4**

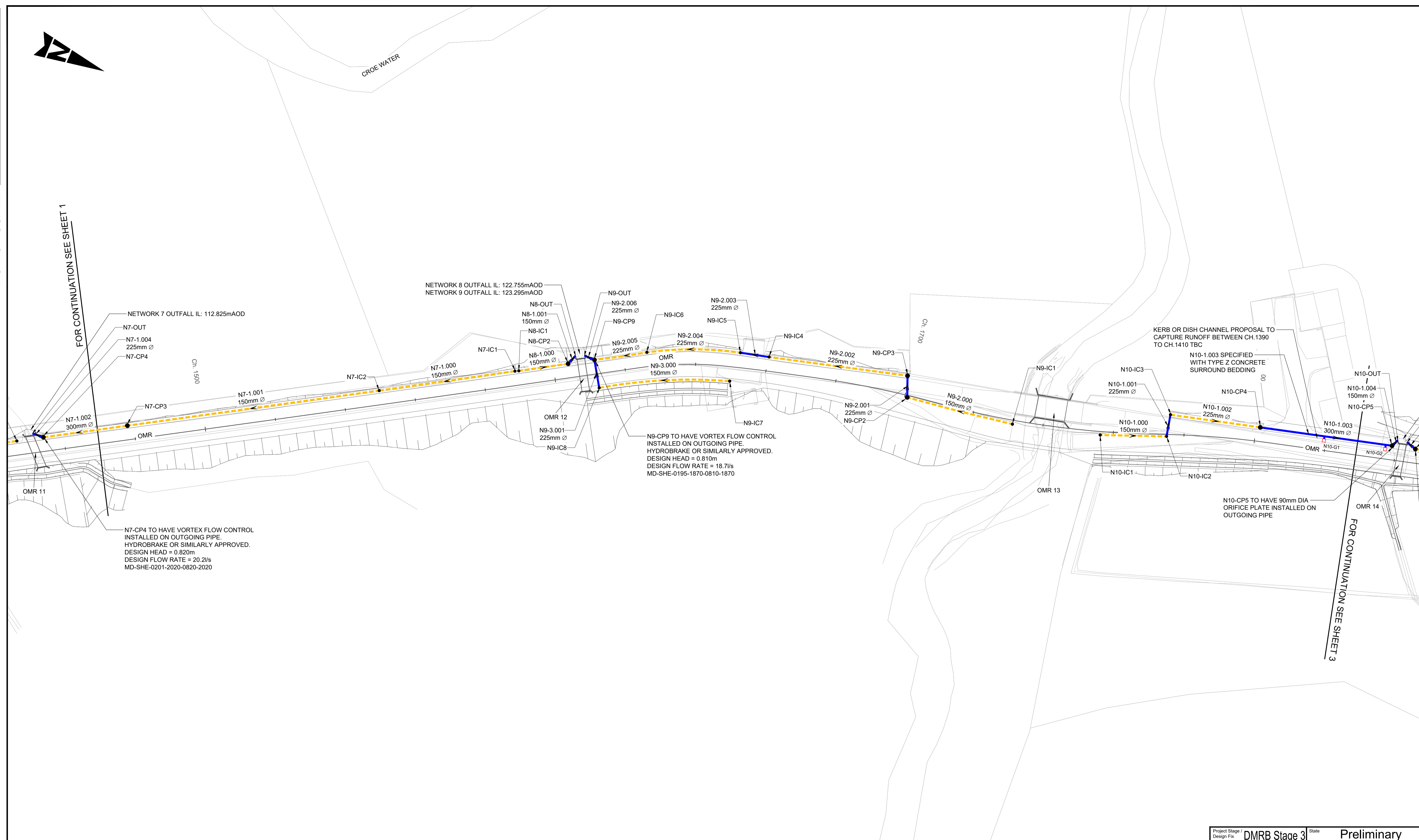
Drawing Number: **A83AAB** | Originator: **AWJ** | Volume: **HDG**
Project: **MTS_MBO** | DR-CD-050051

Location: **MTS_MBO - DR-CD-050051**

Original Size: **A1** Scale: 1:500 Project Ref. No.: 6204594 Sheet: 1 of 4 Rev: C01

DO NOT SCALE

100
0 10
Millimetres



GENERAL NOTES:

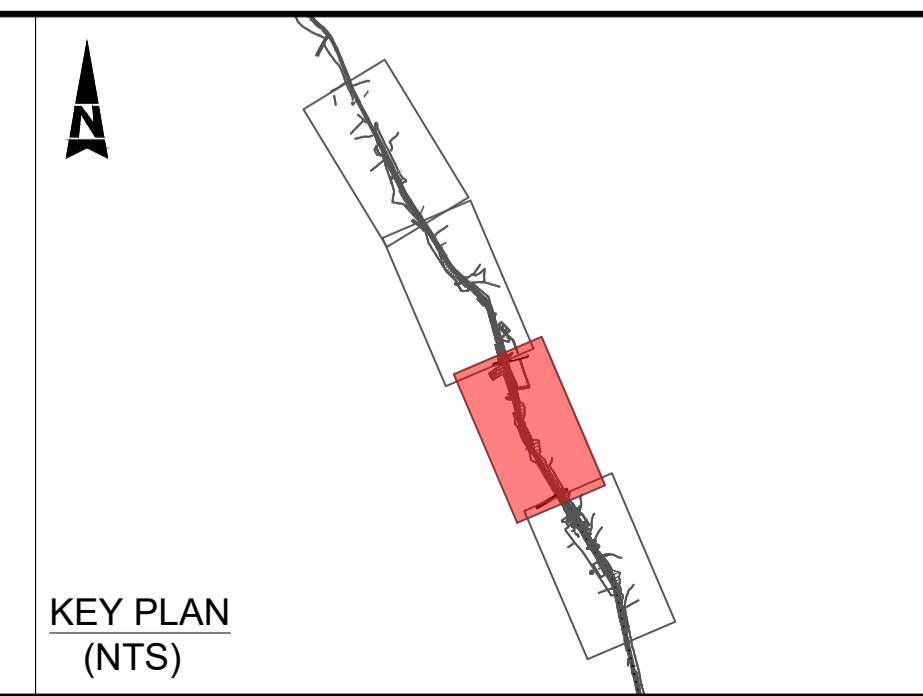
- ALL MEASUREMENTS ARE IN METERS UNLESS STATED OTHERWISE.
- ALL LEVELS ARE IN METERS ABOVE ORDINANCE DATUM.
- DO NOT SCALE FROM THIS DRAWING.
- UNLESS OTHERWISE STATED ALL WORKS ARE TO BE CARRIED OUT IN ACCORDANCE WITH THE MANUAL OF CONTRACT DOCUMENTS FOR HIGHWAY WORKS: VOLUME 1 - SPECIFICATION FOR HIGHWAY WORKS (SHW).
- THIS DRAWING MUST BE PLOTTED/PRINTED IN COLOUR.
- FOR BEDDING TYPE, FILTER DRAIN TO HAVE TYPE H AND CARRIER PIPE TO HAVE TYPE S AS SPECIFIED IN MCHW HIGHWAY CONSTRUCTION DETAILS SERIES F (UNLESS OTHERWISE STATED IN SCHEDULE).
- TO BE INSTALLED IN ACCORDANCE WITH SPECIFICATION FOR HIGHWAYS SERIES 500 AND MCHW HCD SERIES F
- RESPONSIBILITY FOR CONFIRMING THE LOCATIONS AND PROTECTING UTILITIES ON SITE RESTS WITH THE CONTRACTOR, REGARDLESS OF ANY INFORMATION PROVIDED TO ASSIST IN THEIR LOCATION. INTRUSIVE WORKS SHOULD BE UNDERTAKEN FOLLOWING INDUSTRY GUIDANCE INCLUDING HSG47 AND PAS128.
- EXISTING BT LINE NOT SHOWN FOR CLARITY. ASSUMED THAT THIS WILL BE REMOVED AND WONT CLASH WITH PROPOSED WORKS.

KEY

- EXISTING HIGHWAY BOUNDARY
- PROPOSED FILTER DRAIN
- PROPOSED CARRIER DRAIN
- FLOW DIRECTION

DRAINAGE STRUCTURE KEY

- NX-CPXX ● CATCHPIT CHAMBER
- NX-ICX ● INSPECTION CHAMBER
- NX-GX □ PROPOSED GULLY



Description	Status	Revision	Drawn	Checked	Reviewed	Authorised	Issue Date
EIA/R	A3	C01	MB	GL	RC	CM	09/10/24

Status: A3 Drawing Suitability: **AUTHORISED & ACCEPTED-STAGE 3**

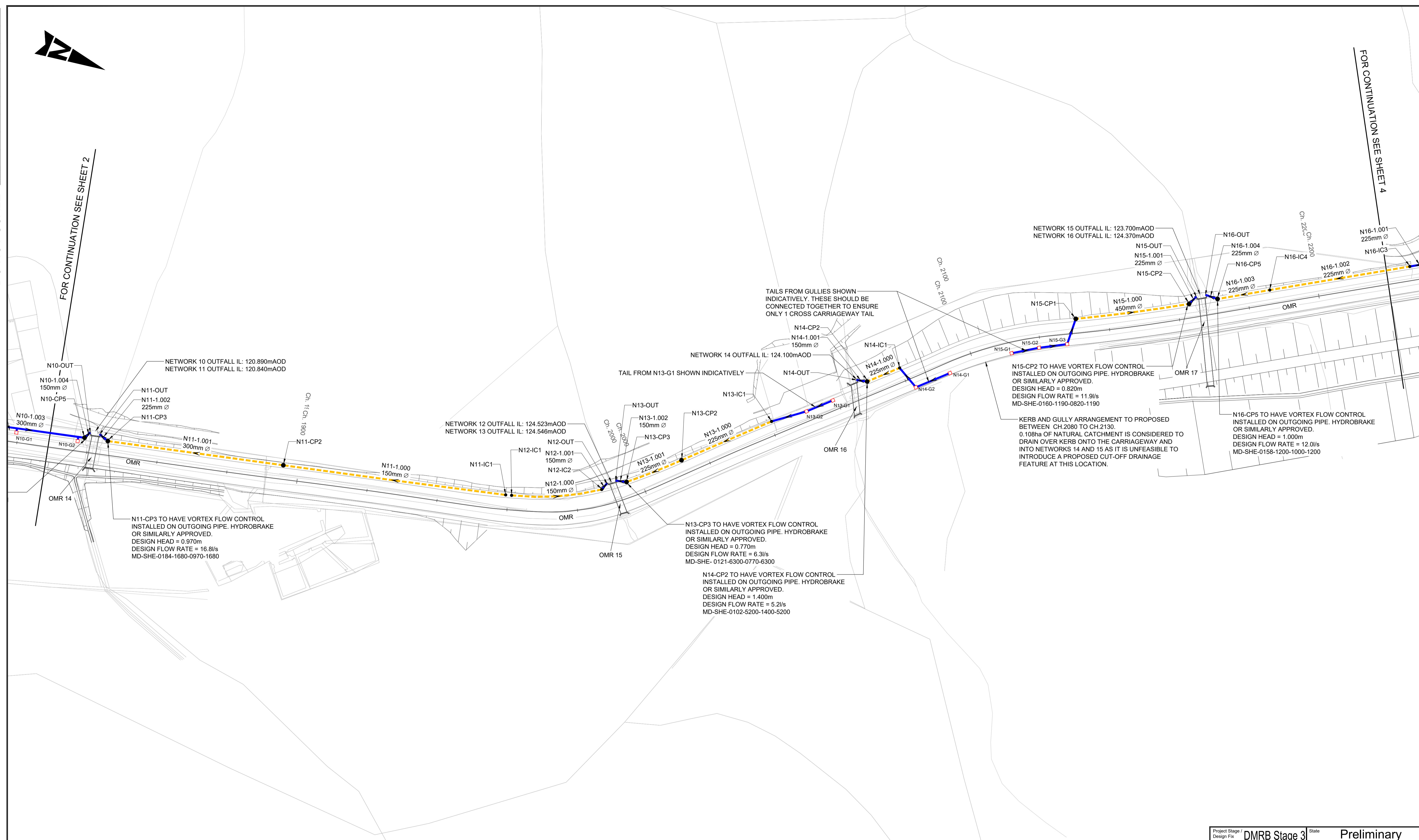

AtkinsRéalis WSP

Client: **TRANSPORT SCOTLAND COMHDHAIL ALBA**

Project Stage / Design File: DMRB Stage 3	State: Preliminary
Project Title: A83 Rest and Be Thankful	
Drawing Title: FIGURE 4.4 OMR INTERVENTIONS - PHASE 3 HIGHWAY DRAINAGE LAYOUT SHEET 2 OF 4	
Drawing Number: A83AAB	Originator: AWJ
Project: MTS_MBO	Volume: HDG - DR-CD-050052
Location:	Type: Role: Number:
Original Size: A1	Scale: 1:500
Project Ref. No.: 6204594	Sheet: 2 of 4
	Rev: C01

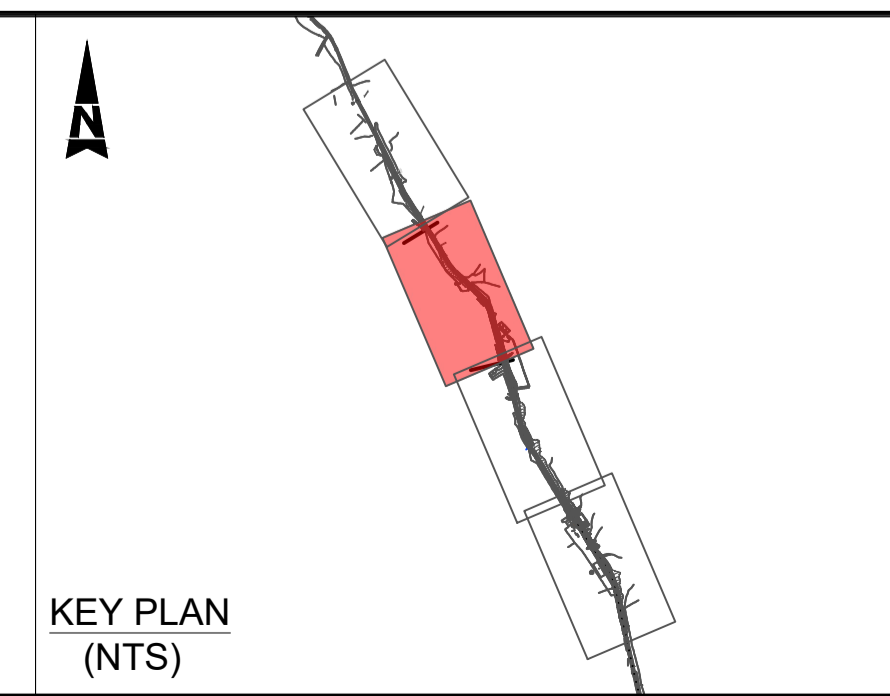
DO NOT SCALE

0 10 100
Millimetres



- GENERAL NOTES:**
- ALL MEASUREMENTS ARE IN METERS UNLESS STATED OTHERWISE.
 - ALL LEVELS ARE IN METERS ABOVE ORDNANCE DATUM.
 - DO NOT SCALE FROM THIS DRAWING.
 - UNLESS OTHERWISE STATED ALL WORKS ARE TO BE CARRIED OUT IN ACCORDANCE WITH THE MANUAL OF CONTRACT DOCUMENTS FOR HIGHWAY WORKS: VOLUME 1 - SPECIFICATION FOR HIGHWAY WORKS (SHW).
 - THIS DRAWING MUST BE PLOTTED/PRINTED IN COLOUR.
 - FOR BEDDING TYPE, FILTER DRAIN TO HAVE TYPE H AND CARRIER PIPE TO HAVE TYPE S AS SPECIFIED IN MCHW HIGHWAY CONSTRUCTION DETAILS SERIES F (UNLESS OTHERWISE STATED IN SCHEDULE).
 - TO BE INSTALLED IN ACCORDANCE WITH SPECIFICATION FOR HIGHWAYS SERIES 500 AND MCHW HCD SERIES F
 - RESPONSIBILITY FOR CONFIRMING THE LOCATIONS AND PROTECTING UTILITIES ON SITE RESTS WITH THE CONTRACTOR, REGARDLESS OF ANY INFORMATION PROVIDED TO ASSIST IN THEIR LOCATION. INTRUSIVE WORKS SHOULD BE UNDERTAKEN FOLLOWING INDUSTRY GUIDANCE INCLUDING HSG47 AND PAS128.
 - EXISTING BT LINE NOT SHOWN FOR CLARITY. ASSUMED THAT THIS WILL BE REMOVED AND WONT CLASH WITH PROPOSED WORKS.

- KEY**
- EXISTING HIGHWAY BOUNDARY
 - PROPOSED FILTER DRAIN
 - PROPOSED CARRIER DRAIN
 - FLOW DIRECTION
- DRAINAGE STRUCTURE KEY**
- NX-CPXX ● CATCHPIT CHAMBER
 - NX-ICX ● INSPECTION CHAMBER
 - NX-GX □ PROPOSED GULLY



Description	Status	Revision	Drawn	Checked	Reviewed	Authorised	Issue Date
EIAR	A3	C01	MB	GL	RC	CM	09/10/24

Status: A3 Drawing Suitability: **AUTHORISED & ACCEPTED-STAGE 3**

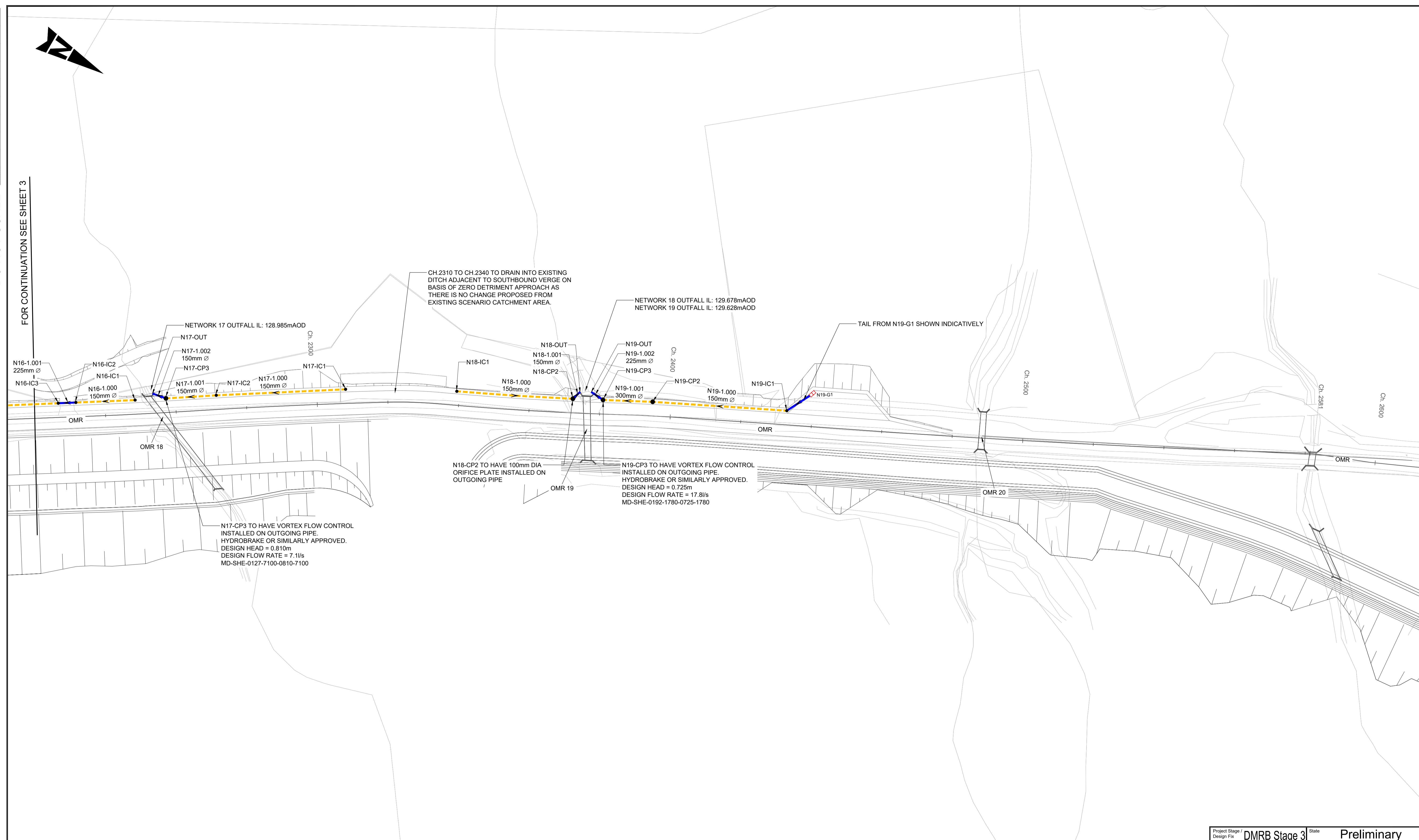
AtkinsRéalis WSP

Client: **TRANSPORT SCOTLAND COMHDAIL ALBA**

Project Stage / Design File: DMRB Stage 3	Status: Preliminary
Project Title: A83 Rest and Be Thankful	Drawing Title: FIGURE 4.4 OMR INTERVENTIONS - PHASE 3 HIGHWAY DRAINAGE LAYOUT SHEET 3 OF 4
Drawing Number: A83AAB - AWJ - HDG - MTS_MBO - DR-CD-050053	Originator: AWJ
Original Size: A1	Scale: 1:500
Project Ref. No.: 6204594	Sheet: 3 of 4
Rev. C01	

DO NOT SCALE
FOR CONTINUATION SEE SHEET 3

100
0 10
Millimetres



GENERAL NOTES:

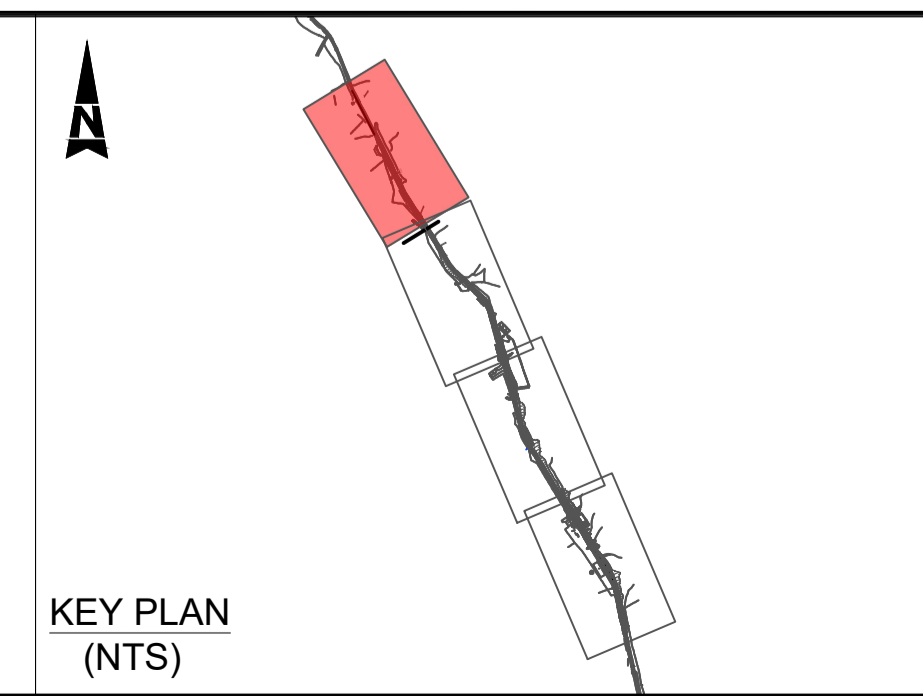
- ALL MEASUREMENTS ARE IN METERS UNLESS STATED OTHERWISE.
- ALL LEVELS ARE IN METERS ABOVE ORDINANCE DATUM.
- DO NOT SCALE FROM THIS DRAWING.
- UNLESS OTHERWISE STATED ALL WORKS ARE TO BE CARRIED OUT IN ACCORDANCE WITH THE MANUAL OF CONTRACT DOCUMENTS FOR HIGHWAY WORKS: VOLUME 1 - SPECIFICATION FOR HIGHWAY WORKS (SHW).
- THIS DRAWING MUST BE PLOTTED/PRINTED IN COLOUR.
- FOR BEDDING TYPE, FILTER DRAIN TO HAVE TYPE H AND CARRIER PIPE TO HAVE TYPE S AS SPECIFIED IN MCHW HIGHWAY CONSTRUCTION DETAILS SERIES F (UNLESS OTHERWISE STATED IN SCHEDULE).
- TO BE INSTALLED IN ACCORDANCE WITH SPECIFICATION FOR HIGHWAYS SERIES 500 AND MCHW HCD SERIES F
- RESPONSIBILITY FOR CONFIRMING THE LOCATIONS AND PROTECTING UTILITIES ON SITE RESTS WITH THE CONTRACTOR, REGARDLESS OF ANY INFORMATION PROVIDED TO ASSIST IN THEIR LOCATION. INTRUSIVE WORKS SHOULD BE UNDERTAKEN FOLLOWING INDUSTRY GUIDANCE INCLUDING HSG47 AND PAS128.
- EXISTING BT LINE NOT SHOWN FOR CLARITY. ASSUMED THAT THIS WILL BE REMOVED AND WONT CLASH WITH PROPOSED WORKS.

KEY

- EXISTING HIGHWAY BOUNDARY
- PROPOSED FILTER DRAIN
- PROPOSED CARRIER DRAIN
- FLOW DIRECTION

DRAINAGE STRUCTURE KEY

- NX-CPXX ● CATCHPIT CHAMBER
- NX-ICX ● INSPECTION CHAMBER
- NX-GX □ PROPOSED GULLY



Description	Status	Revision	Drawn	Checked	Reviewed	Authorised	Issue Date
	A3	C01	MB	GL	RC	CM	09/10/24

Status: A3 Drawing Suitability: **AUTHORISED & ACCEPTED-STAGE 3**

AtkinsRéalis WSP

Client: **TRANSPORT SCOTLAND**
COMHHDHAIL ALBA

Project Stage / Design File: **DMRB Stage 3** State: **Preliminary**

Project Title: **A83 Rest and Be Thankful**

Drawing Title: **FIGURE 4.4
OMR INTERVENTIONS - PHASE 3
HIGHWAY DRAINAGE LAYOUT
SHEET 4 OF 4**

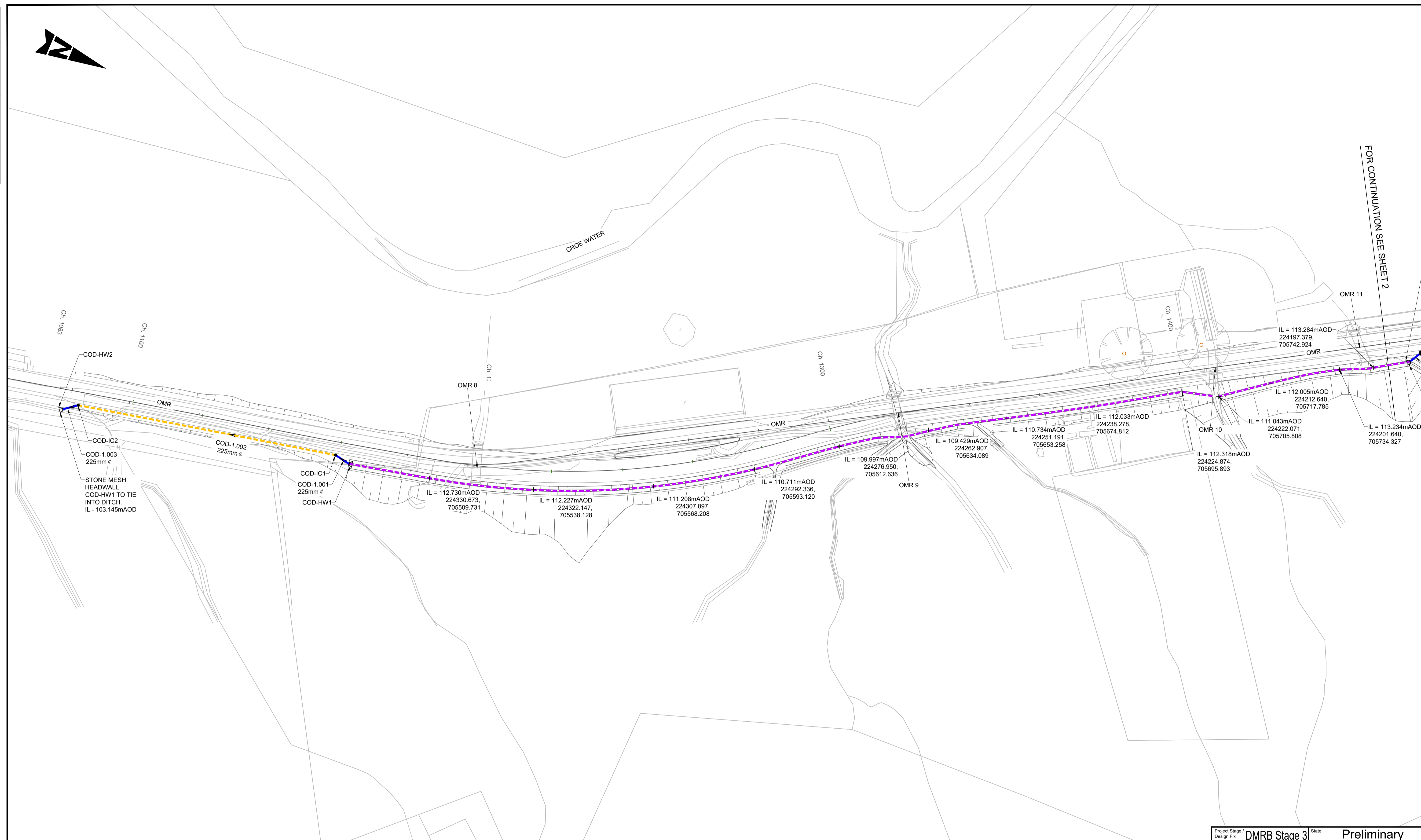

Drawing Number: **A83AAB - AWJ - HDG - MTS_MBO - DR-CD-050054**

Original Size: **A1** Scale: 1:500 Project Ref. No.: 6204594 Sheet: 4 of 4 Rev: C01

DO NOT SCALE

Millimetres

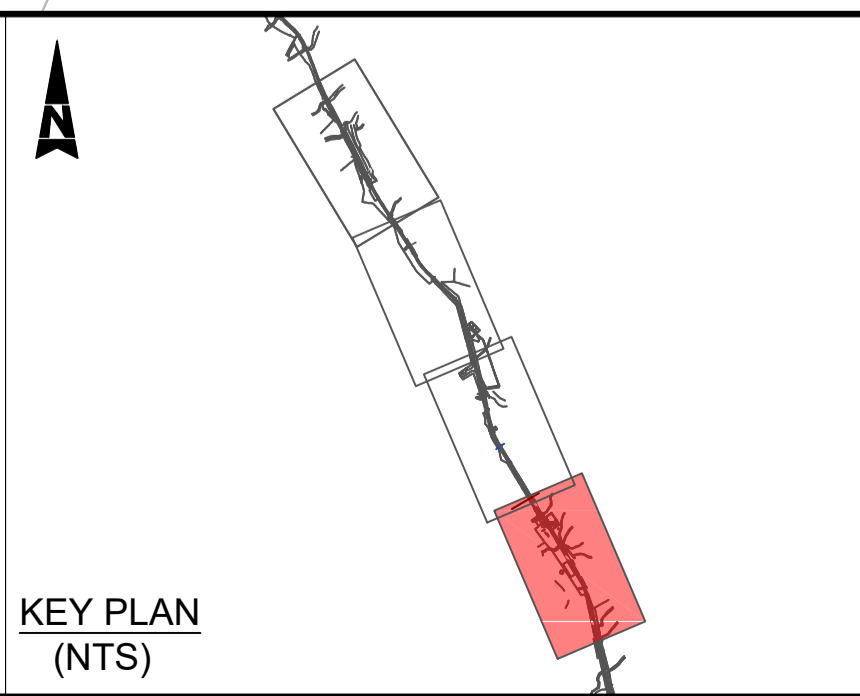
0 10 100



FOR CONTINUATION SEE SHEET 2

- GENERAL NOTES:**
1. ALL MEASUREMENTS ARE IN METERS UNLESS STATED OTHERWISE.
 2. ALL LEVELS ARE IN METERS ABOVE ORDINANCE DATUM.
 3. DO NOT SCALE FROM THIS DRAWING.
 4. UNLESS OTHERWISE STATED ALL WORKS ARE TO BE CARRIED OUT IN ACCORDANCE WITH THE MANUAL OF CONTRACT DOCUMENTS FOR HIGHWAY WORKS: VOLUME 1 - SPECIFICATION FOR HIGHWAY WORKS (SHW).
 5. THIS DRAWING MUST BE PLOTTED/PRINTED IN COLOUR.
 6. FOR BEDDING TYPE, FILTER DRAIN TO HAVE TYPE H AND CARRIER PIPE TO HAVE TYPE S AS SPECIFIED IN MCHW HIGHWAY CONSTRUCTION DETAILS SERIES F (UNLESS OTHERWISE STATED IN SCHEDULE).
 7. TO BE INSTALLED IN ACCORDANCE WITH SPECIFICATION FOR HIGHWAYS SERIES 500 AND MCHW HCD SERIES F
 8. RESPONSIBILITY FOR CONFIRMING THE LOCATIONS AND PROTECTING UTILITIES ON SITE RESTS WITH THE CONTRACTOR, REGARDLESS OF ANY INFORMATION PROVIDED TO ASSIST IN THEIR LOCATION. INTRUSIVE WORKS SHOULD BE UNDERTAKEN FOLLOWING INDUSTRY GUIDANCE INCLUDING HSG47 AND PAS128.
 9. EXISTING BT LINE NOT SHOWN FOR CLARITY. ASSUMED THAT THIS WILL BE REMOVED AND WONT CLASH WITH PROPOSED WORKS.

- KEY**
- EXISTING HIGHWAY BOUNDARY
 - PROPOSED FILTER DRAIN
 - PROPOSED CARRIER DRAIN
 - PROPOSED DITCH
 - ◀ FLOW DIRECTION
- DRAINAGE STRUCTURE KEY**
- COD-CPXX CATCHPIT CHAMBER
 - COD-ICX INSPECTION CHAMBER
 - ◁ COD-HWX STONE MESH HEADWALL



Description	Status	Revision	Drawn	Checked	Reviewed	Authorised	Issue Date
EIAR	A3	C01	MB	GL	RC	CM	09/10/24

Status: A3

Drawing Suitability: **AUTHORISED & ACCEPTED-STAGE 3**


Client: **TRANSPORT SCOTLAND**
COMHDHAIL ALBA

Project Stage / Design File	DMRB Stage 3	State	Preliminary
Project Title	A83 Rest and Be Thankful		
Drawing Title	FIGURE 4.4 OMR INTERVENTIONS - PHASE 3 CUT-OFF HIGHWAY DRAINAGE LAYOUT SHEET 1 OF 4		
Drawing Number	A83AAB	Originator	AWJ - HDG -
Project	MTS_MBO	Volume	DR - CD - 050061
Location		Type	
Original Size	A1	Scale	1:500
Project Ref. No.	g204594	Sheet	1 of 4
		Rev.	C01

DO NOT SCALE

100
Millimetres

0 10



CROW WATER

FOR CONTINUATION SEE SHEET 1

STONE MESH HEADWALL COD-HW3 TO TIE INTO EARTHWORKS DITCH. IL - 113.955mAOD

IL = 123.631mAOD
224118.086,
705874.341

IL = 123.940mAOD
224109.441,
705888.895

STONE MESH HEADWALL PED-HW4 TO TIE INTO EARTHWORKS DITCH. IL - 125.418mAOD

IL = 126.433mAOD
224077.528,
706013.043

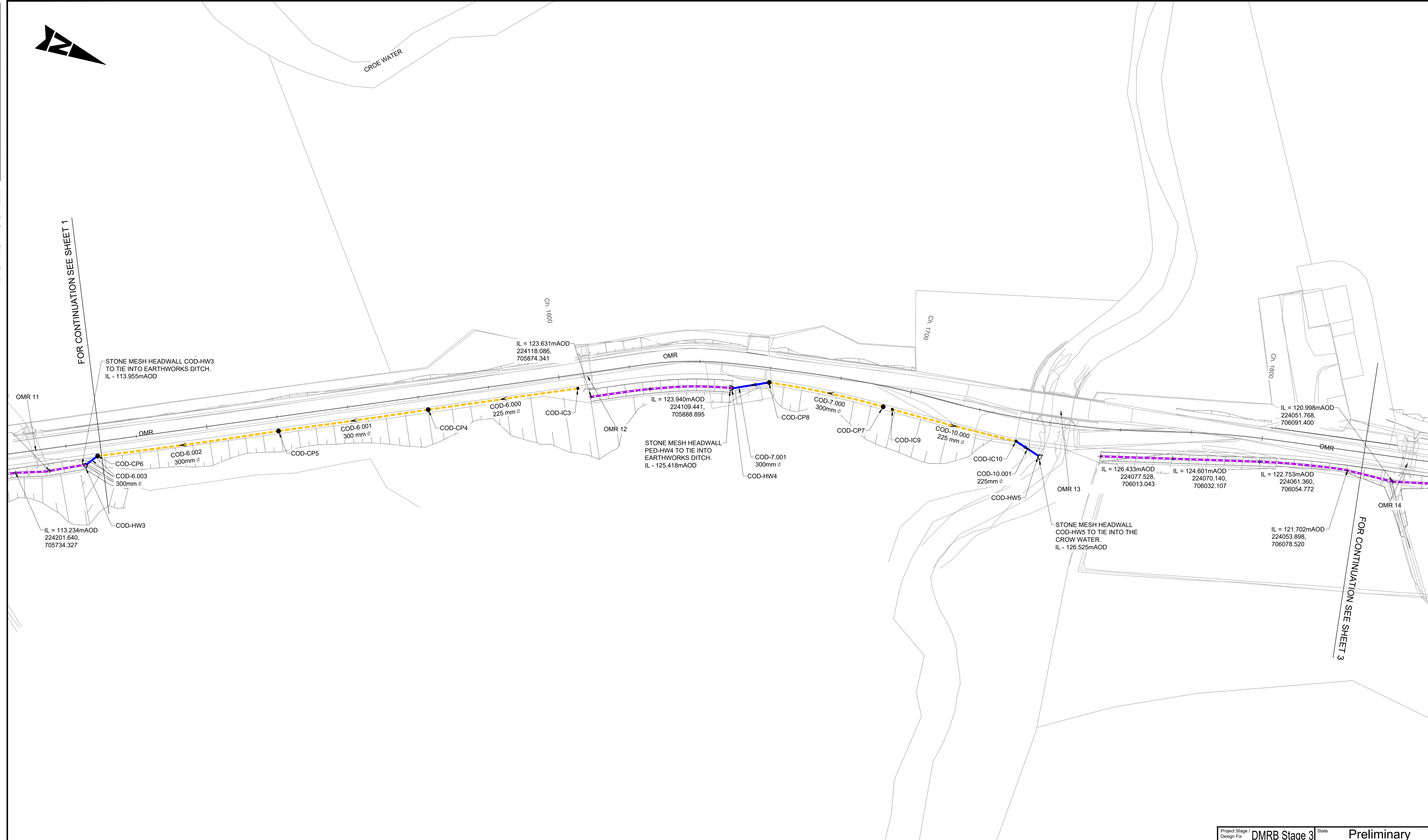
IL = 124.601mAOD
224070.140,
706032.107

IL = 122.753mAOD
224061.360,
706054.772

IL = 121.702mAOD
224053.898,
706078.520

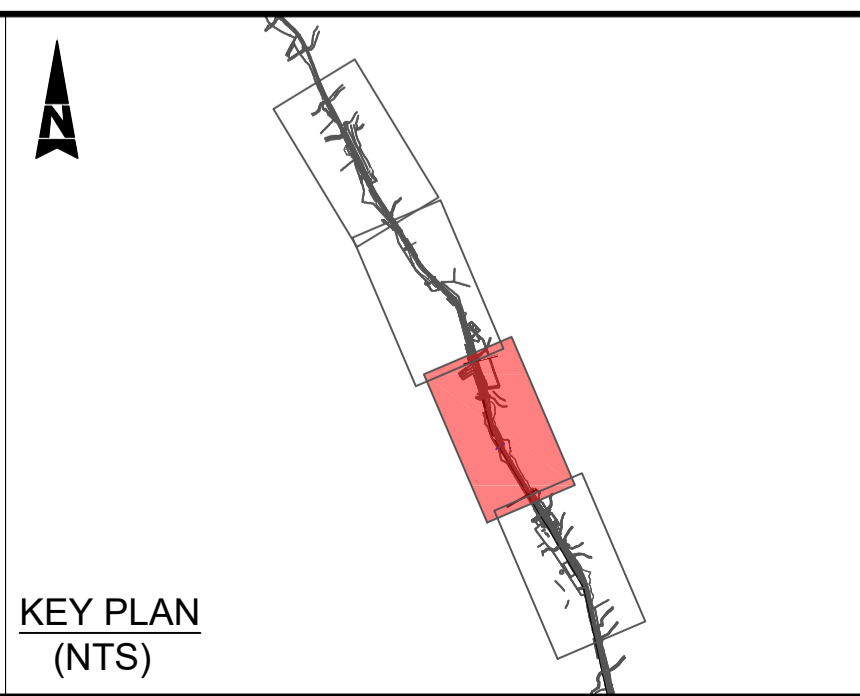
IL = 120.998mAOD
224051.768,
706091.400

FOR CONTINUATION SEE SHEET 3



- GENERAL NOTES:**
- ALL MEASUREMENTS ARE IN METERS UNLESS STATED OTHERWISE.
 - ALL LEVELS ARE IN METERS ABOVE ORDINANCE DATUM.
 - DO NOT SCALE FROM THIS DRAWING.
 - UNLESS OTHERWISE STATED ALL WORKS ARE TO BE CARRIED OUT IN ACCORDANCE WITH THE MANUAL OF CONTRACT DOCUMENTS FOR HIGHWAY WORKS: VOLUME 1 - SPECIFICATION FOR HIGHWAY WORKS (SHW).
 - THIS DRAWING MUST BE PLOTTED/PRINTED IN COLOUR.
 - FOR BEDDING TYPE, FILTER DRAIN TO HAVE TYPE H AND CARRIER PIPE TO HAVE TYPE S AS SPECIFIED IN MCHW HIGHWAY CONSTRUCTION DETAILS SERIES F (UNLESS OTHERWISE STATED IN SCHEDULE).
 - TO BE INSTALLED IN ACCORDANCE WITH SPECIFICATION FOR HIGHWAYS SERIES 500 AND MCHW HCD SERIES F
 - RESPONSIBILITY FOR CONFIRMING THE LOCATIONS AND PROTECTING UTILITIES ON SITE RESTS WITH THE CONTRACTOR, REGARDLESS OF ANY INFORMATION PROVIDED TO ASSIST IN THEIR LOCATION. INTRUSIVE WORKS SHOULD BE UNDERTAKEN FOLLOWING INDUSTRY GUIDANCE INCLUDING HSG47 AND PAS128.
 - EXISTING BT LINE NOT SHOWN FOR CLARITY. ASSUMED THAT THIS WILL BE REMOVED AND WONT CLASH WITH PROPOSED WORKS.

- KEY**
- EXISTING HIGHWAY BOUNDARY
 - PROPOSED FILTER DRAIN
 - PROPOSED CARRIER DRAIN
 - PROPOSED DITCH
 - FLOW DIRECTION
- DRAINAGE STRUCTURE KEY**
- COD-CPXX ● CATCHPIT CHAMBER
 - COD-ICX ● INSPECTION CHAMBER
 - COD-HWX ◁ STONE MESH HEADWALL



Description	Status	Revision	Drawn	Checked	Reviewed	Authorised	Issue Date
EIAR	A3	C01	MB	GL	RC	CM	09/10/24

Status: A3


Drawing Suitability: **AUTHORISED & ACCEPTED-STAGE 3**

Project Stage / Design File	DMRB Stage 3	State	Preliminary
Project Title	A83 Rest and Be Thankful		
Drawing Title	FIGURE 4.4 OMR INTERVENTIONS - PHASE 3 CUT-OFF HIGHWAY DRAINAGE LAYOUT SHEET 2 OF 4		
Drawing Number	A83AAB	Originator	AWJ - HDG -
Project	MTS_MBO	Volume	DR-CD-050062
Location		Type	
Original Size	A1	Scale	1:500
Project Ref. No.	6204594	Sheet	2 of 4
Rev.	C01	Number	

DO NOT SCALE

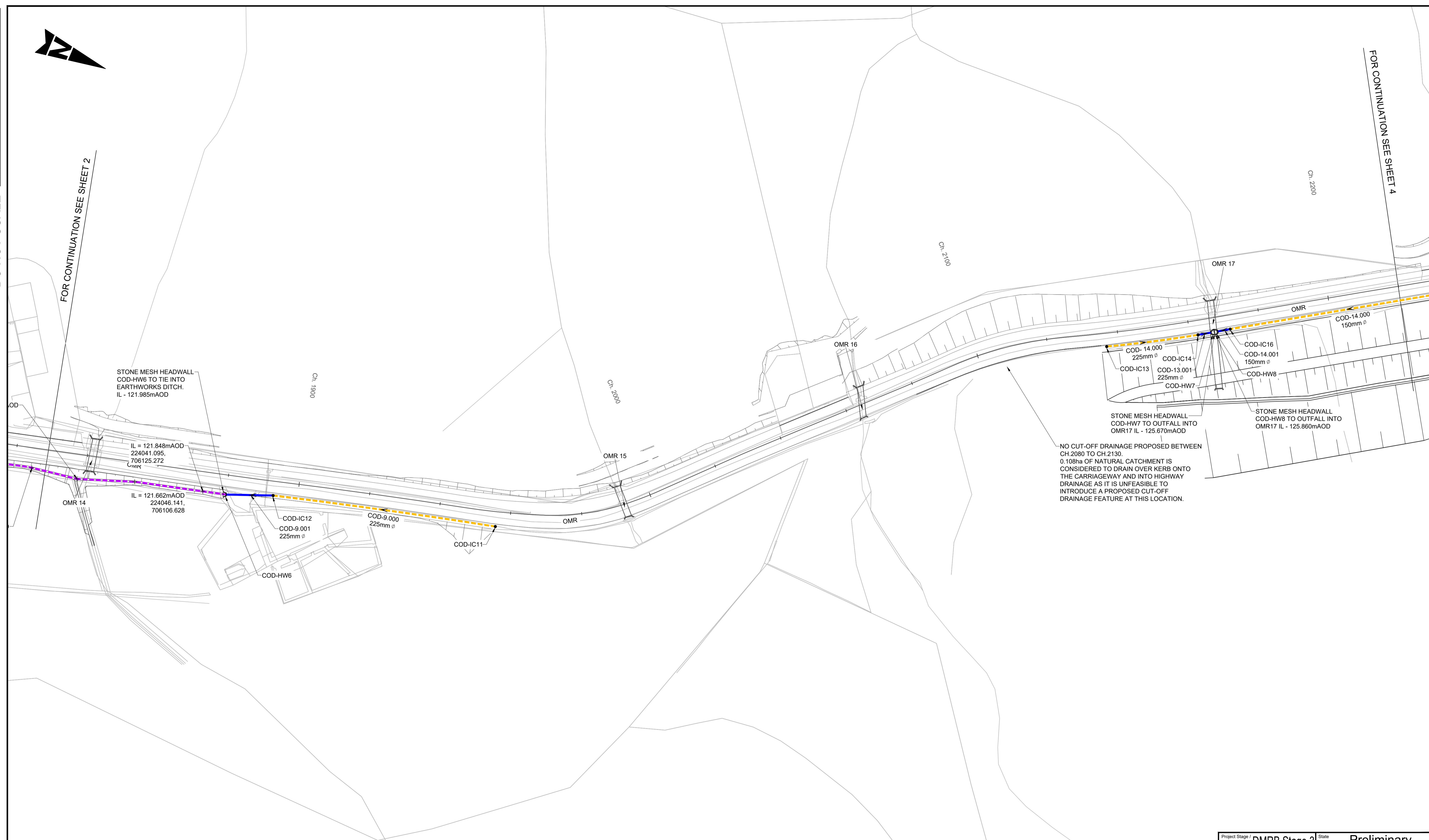
Millimetres

0 10 100



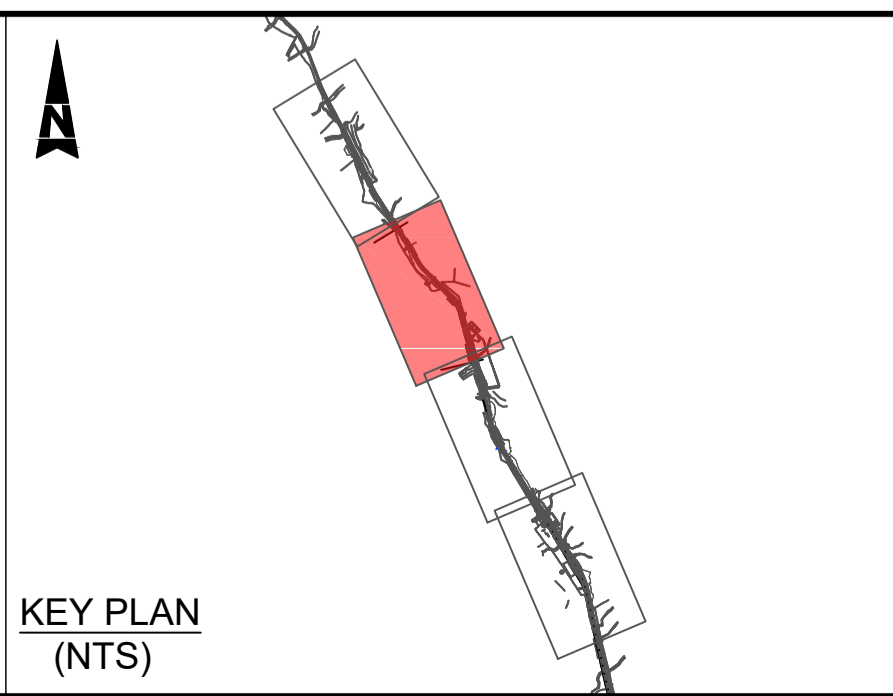
FOR CONTINUATION SEE SHEET 2

FOR CONTINUATION SEE SHEET 4



- GENERAL NOTES:**
1. ALL MEASUREMENTS ARE IN METERS UNLESS STATED OTHERWISE.
 2. ALL LEVELS ARE IN METERS ABOVE ORDINANCE DATUM.
 3. DO NOT SCALE FROM THIS DRAWING.
 4. UNLESS OTHERWISE STATED ALL WORKS ARE TO BE CARRIED OUT IN ACCORDANCE WITH THE MANUAL OF CONTRACT DOCUMENTS FOR HIGHWAY WORKS: VOLUME 1 - SPECIFICATION FOR HIGHWAY WORKS (SHW).
 5. THIS DRAWING MUST BE PLOTTED/PRINTED IN COLOUR.
 6. FOR BEDDING TYPE, FILTER DRAIN TO HAVE TYPE H AND CARRIER PIPE TO HAVE TYPE S AS SPECIFIED IN MCHW HIGHWAY CONSTRUCTION DETAILS SERIES F (UNLESS OTHERWISE STATED IN SCHEDULE).
 7. TO BE INSTALLED IN ACCORDANCE WITH SPECIFICATION FOR HIGHWAYS SERIES 500 AND MCHW HCD SERIES F.
 8. RESPONSIBILITY FOR CONFIRMING THE LOCATIONS AND PROTECTING UTILITIES ON SITE RESTS WITH THE CONTRACTOR, REGARDLESS OF ANY INFORMATION PROVIDED TO ASSIST IN THEIR LOCATION. INTRUSIVE WORKS SHOULD BE UNDERTAKEN FOLLOWING INDUSTRY GUIDANCE INCLUDING HSG47 AND PAS128.
 9. EXISTING BT LINE NOT SHOWN FOR CLARITY. ASSUMED THAT THIS WILL BE REMOVED AND WONT CLASH WITH PROPOSED WORKS.

- KEY**
- EXISTING HIGHWAY BOUNDARY
 - PROPOSED FILTER DRAIN
 - PROPOSED CARRIER DRAIN
 - PROPOSED DITCH
 - ◀ FLOW DIRECTION
- DRAINAGE STRUCTURE KEY**
- COD-CPXX CATCHPIT CHAMBER
 - COD-ICX INSPECTION CHAMBER
 - ◁ COD-HWX STONE MESH HEADWALL



Description	Status	Revision	Drawn	Checked	Reviewed	Authorised	Issue Date
EIAR	A3	C01	MB	GL	RC	CM	09/10/24

Status: **A3** Drawing Suitability: **AUTHORISED & ACCEPTED-STAGE 3**

AtkinsRéalis **WSP**

Client: **TRANSPORT SCOTLAND** **COMHDAIL ALBA**

Project Stage / Design Fix	DMRB Stage 3	State	Preliminary
Project Title	A83 Rest and Be Thankful		
Drawing Title	FIGURE 4.4 OMR INTERVENTIONS - PHASE 3 CUT-OFF HIGHWAY DRAINAGE LAYOUT SHEET 3 OF 4		
Drawing Number	A83AAB	Originator	AWJ - HDG -
Project	MTS_MBO	Type	DR-CD-050063
Location		Role	
Number		Number	
Original Size	A1	Scale	1:500
Project Ref. No.	6204594	Sheet	3 of 4
Rev.	C01		

DO NOT SCALE

0 10 100
Millimetres

FOR CONTINUATION SEE SHEET 3



GENERAL NOTES:

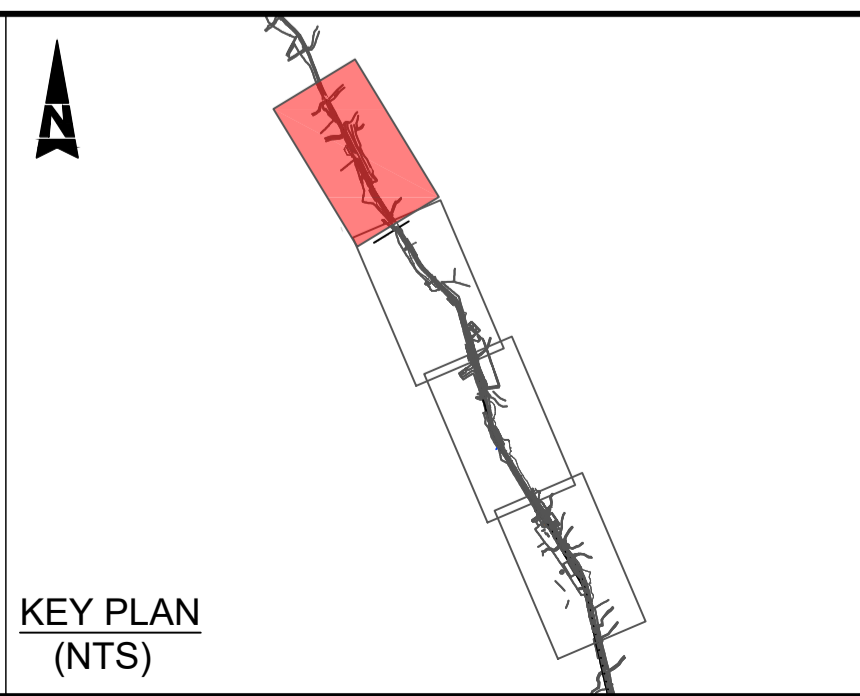
- ALL MEASUREMENTS ARE IN METERS UNLESS STATED OTHERWISE.
- ALL LEVELS ARE IN METERS ABOVE ORDINANCE DATUM.
- DO NOT SCALE FROM THIS DRAWING.
- UNLESS OTHERWISE STATED ALL WORKS ARE TO BE CARRIED OUT IN ACCORDANCE WITH THE MANUAL OF CONTRACT DOCUMENTS FOR HIGHWAY WORKS: VOLUME 1 - SPECIFICATION FOR HIGHWAY WORKS (SHW).
- THIS DRAWING MUST BE PLOTTED/PRINTED IN COLOUR.
- FOR BEDDING TYPE, FILTER DRAIN TO HAVE TYPE H AND CARRIER PIPE TO HAVE TYPE S AS SPECIFIED IN MCHW HIGHWAY CONSTRUCTION DETAILS SERIES F (UNLESS OTHERWISE STATED IN SCHEDULE).
- TO BE INSTALLED IN ACCORDANCE WITH SPECIFICATION FOR HIGHWAYS SERIES 500 AND MCHW HCD SERIES F
- RESPONSIBILITY FOR CONFIRMING THE LOCATIONS AND PROTECTING UTILITIES ON SITE RESTS WITH THE CONTRACTOR, REGARDLESS OF ANY INFORMATION PROVIDED TO ASSIST IN THEIR LOCATION. INTRUSIVE WORKS SHOULD BE UNDERTAKEN FOLLOWING INDUSTRY GUIDANCE INCLUDING HSG47 AND PAS128.
- EXISTING BT LINE NOT SHOWN FOR CLARITY. ASSUMED THAT THIS WILL BE REMOVED AND WONT CLASH WITH PROPOSED WORKS.

KEY

- EXISTING HIGHWAY BOUNDARY
- PROPOSED FILTER DRAIN
- PROPOSED CARRIER DRAIN
- PROPOSED DITCH
- FLOW DIRECTION

DRAINAGE STRUCTURE KEY

- COD-CPXX ● CATCHPIT CHAMBER
- COD-ICX ● INSPECTION CHAMBER
- COD-HWX ◻ STONE MESH HEADWALL



Description	Status	Revision	Drawn	Checked	Reviewed	Authorised	Issue Date
EIAR	A3	C01	MB	GL	RC	CM	09/10/24

Status: A3 Drawing Suitability: **AUTHORISED & ACCEPTED-STAGE 3**

AtkinsRéalis WSP

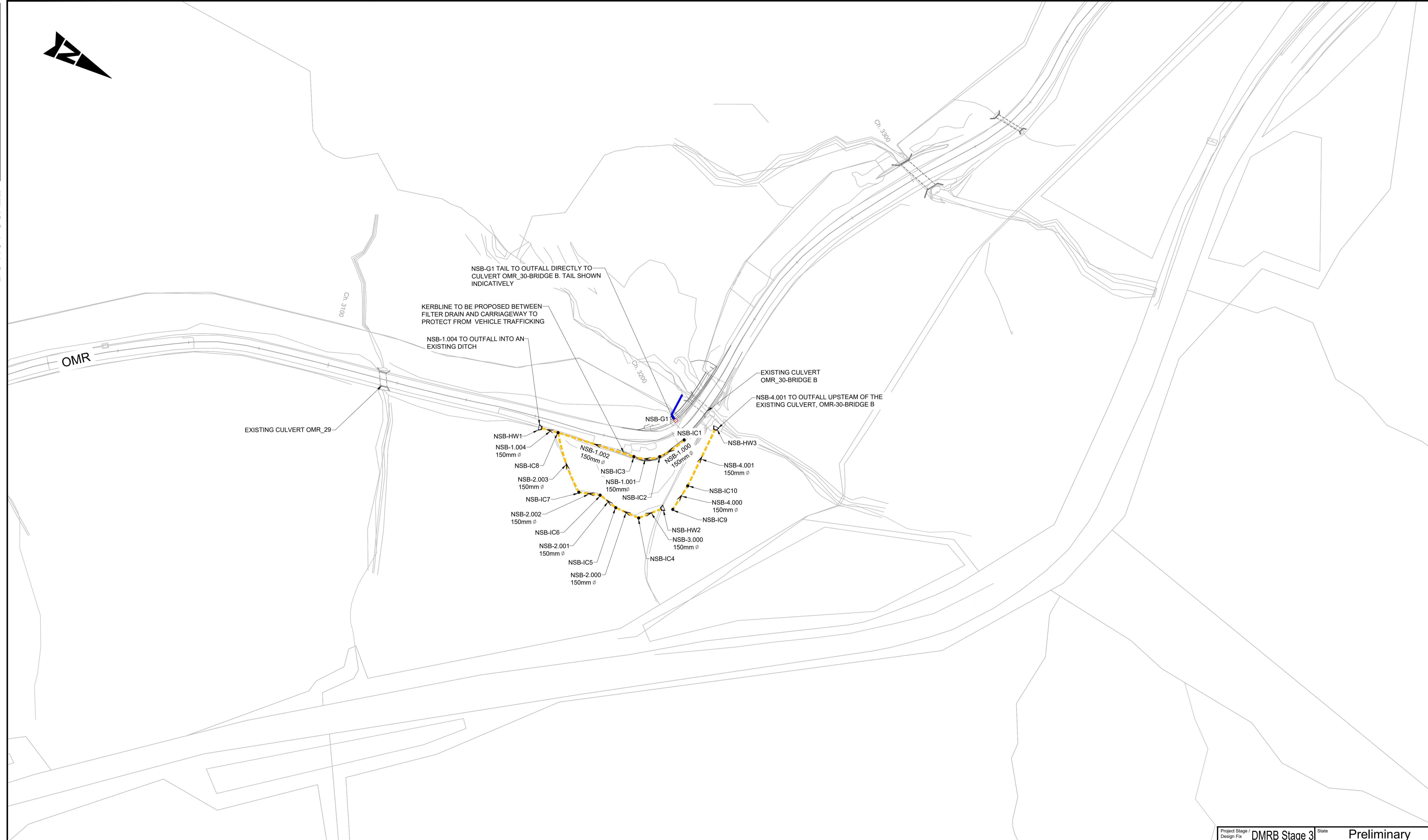

Client: **TRANSPORT SCOTLAND**
COMHDHAIL ALBA

Project Stage / Design File: DMRB Stage 3	State: Preliminary	
Project Title: A83 Rest and Be Thankful		
Drawing Title: FIGURE 4.4 OMR INTERVENTIONS - PHASE 3 CUT-OFF HIGHWAY DRAINAGE LAYOUT SHEET 4 OF 4		
Drawing Number: A83AAB	Originator: AWJ	Volume: HDG
Project: MTS_MBO	Type: DR	Number: CD-050064
Original Size: A1	Scale: 1:500	Project Ref. No.: 6204594
Sheet: 4 of 4	Rev: C01	

DO NOT SCALE

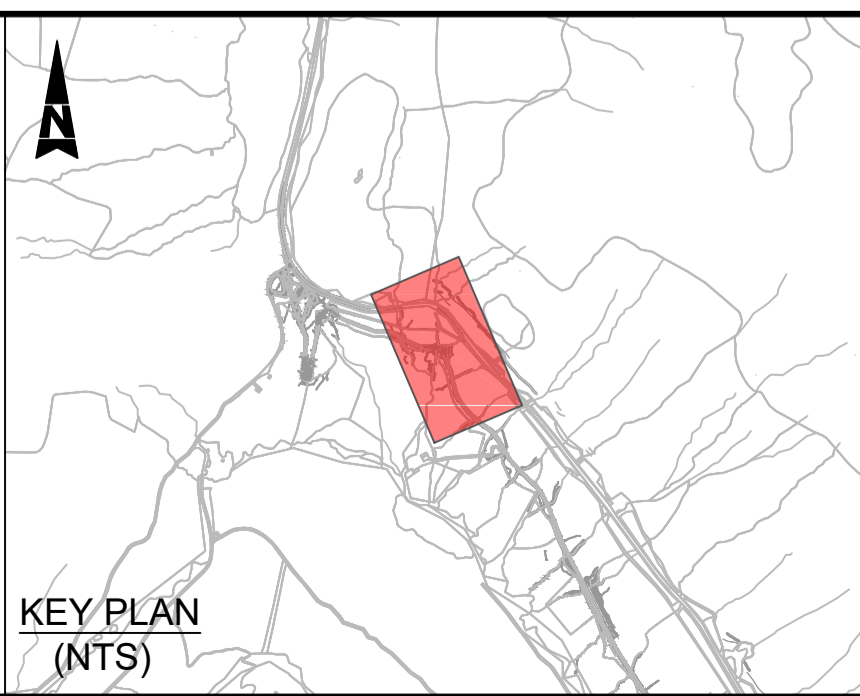
Millimetres

0 10 100



- GENERAL NOTES:**
- ALL MEASUREMENTS ARE IN METERS UNLESS STATED OTHERWISE.
 - ALL LEVELS ARE IN METERS ABOVE ORDINANCE DATUM.
 - DO NOT SCALE FROM THIS DRAWING.
 - UNLESS OTHERWISE STATED ALL WORKS ARE TO BE CARRIED OUT IN ACCORDANCE WITH THE MANUAL OF CONTRACT DOCUMENTS FOR HIGHWAY WORKS: VOLUME 1 - SPECIFICATION FOR HIGHWAY WORKS (SHW).
 - THIS DRAWING MUST BE PLOTTED/PRINTED IN COLOUR.
 - FOR BEDDING TYPE, FILTER DRAIN TO HAVE TYPE H AND CARRIER PIPE TO HAVE TYPE S AS SPECIFIED IN MCHW HIGHWAY CONSTRUCTION DETAILS SERIES F (UNLESS OTHERWISE STATED IN SCHEDULE).
 - TO BE INSTALLED IN ACCORDANCE WITH SPECIFICATION FOR HIGHWAYS SERIES 500 AND MCHW HCD SERIES F
 - RESPONSIBILITY FOR CONFIRMING THE LOCATIONS AND PROTECTING UTILITIES ON SITE RESTS WITH THE CONTRACTOR, REGARDLESS OF ANY INFORMATION PROVIDED TO ASSIST IN THEIR LOCATION. INTRUSIVE WORKS SHOULD BE UNDERTAKEN FOLLOWING INDUSTRY GUIDANCE INCLUDING HSG47 AND PAS128.
 - EXISTING BT LINE NOT SHOWN FOR CLARITY. ASSUMED THAT THIS WILL BE REMOVED AND WONT CLASH WITH PROPOSED WORKS.

- KEY**
- EXISTING HIGHWAY BOUNDARY
 - - - PROPOSED FILTER DRAIN
 - PROPOSED CARRIER DRAIN
 - ◀ FLOW DIRECTION
- DRAINAGE STRUCTURE KEY**
- NSB-CPXX CATCHPIT CHAMBER
 - NSB-ICX INSPECTION CHAMBER
 - ◁ NSB-HWX STONE MESH HEADWALL
 - ◻ NSB-GX GULLY



Description	Status	Revision	Drawn	Checked	Reviewed	Authorised	Issue Date
	A3						

Status: A3 Drawing Suitability: **AUTHORISED & ACCEPTED-STAGE 3**


Client: **TRANSPORT SCOTLAND**
COMHDHAIL ALBA

Project Stage / Design File: DMRB Stage 3	State: Preliminary
Project Title: A83 Rest and Be Thankful	
Drawing Title: FIGURE 4.4 OMR INTERVENTIONS SHARP BEND 1 DRAINAGE LAYOUT	
Drawing Number: A83AAB	Originator: AWJ
Project: MTS_MBO	Volume: HDG - DR-CD-050070
Location: A1	Scale: 1:500
Project Ref. No.: 6204594	Sheet: 1 of 1
Rev: C01	

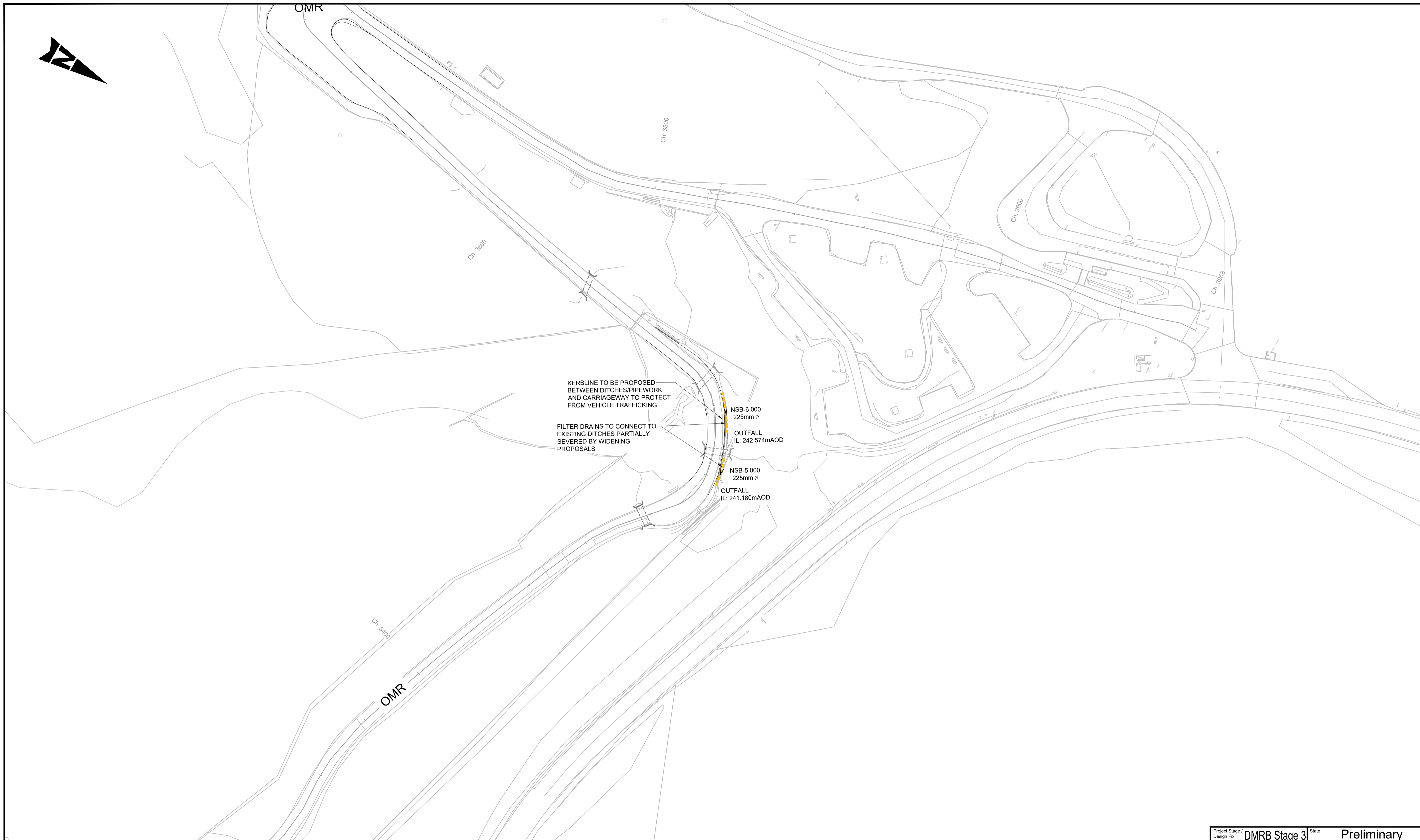
DO NOT SCALE

0 10 100

Millimetres



OMR



KERBLINE TO BE PROPOSED BETWEEN DITCHES/PIPEWORK AND CARRIAGEWAY TO PROTECT FROM VEHICLE TRAFFICKING

FILTER DRAINS TO CONNECT TO EXISTING DITCHES PARTIALLY SEVERED BY WIDENING PROPOSALS

NSB-6.000
225mm ϕ

OUTFALL
IL: 242.574m AOD

NSB-5.000
225mm ϕ

OUTFALL
IL: 241.180m AOD

OMR

GENERAL NOTES:

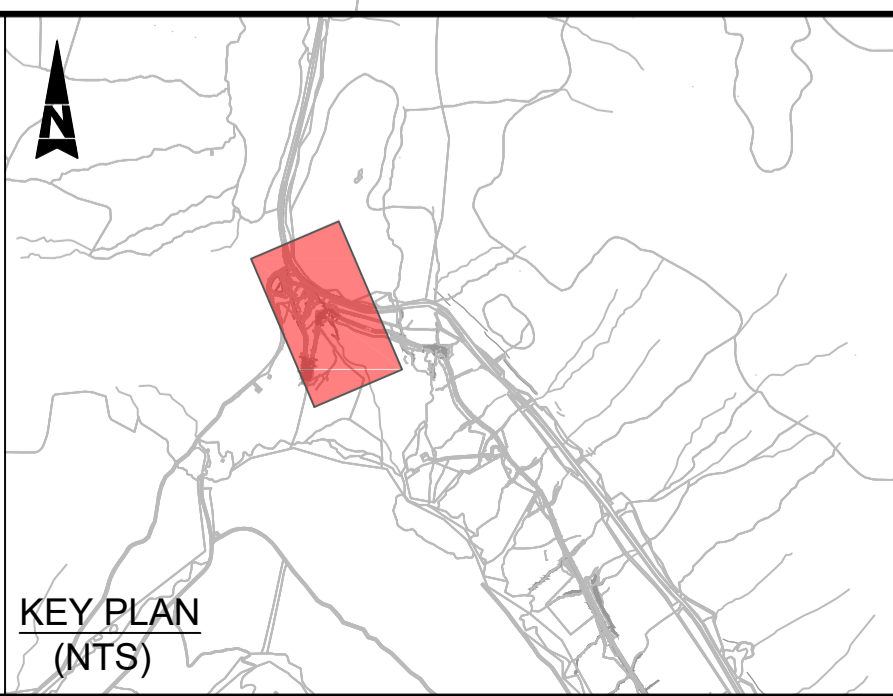
- ALL MEASUREMENTS ARE IN METERS UNLESS STATED OTHERWISE.
- ALL LEVELS ARE IN METERS ABOVE ORDNANCE DATUM.
- DO NOT SCALE FROM THIS DRAWING.
- UNLESS OTHERWISE STATED ALL WORKS ARE TO BE CARRIED OUT IN ACCORDANCE WITH THE MANUAL OF CONTRACT DOCUMENTS FOR HIGHWAY WORKS: VOLUME 1 - SPECIFICATION FOR HIGHWAY WORKS (SHW).
- THIS DRAWING MUST BE PLOTTED/PRINTED IN COLOUR.
- FOR BEDDING TYPE, FILTER DRAIN TO HAVE TYPE H AND CARRIER PIPE TO HAVE TYPE S AS SPECIFIED IN MCHW HIGHWAY CONSTRUCTION DETAILS SERIES F (UNLESS OTHERWISE STATED IN SCHEDULE).
- TO BE INSTALLED IN ACCORDANCE WITH SPECIFICATION FOR HIGHWAYS SERIES 500 AND MCHW HCD SERIES F
- RESPONSIBILITY FOR CONFIRMING THE LOCATIONS AND PROTECTING UTILITIES ON SITE RESTS WITH THE CONTRACTOR, REGARDLESS OF ANY INFORMATION PROVIDED TO ASSIST IN THEIR LOCATION. INTRUSIVE WORKS SHOULD BE UNDERTAKEN FOLLOWING INDUSTRY GUIDANCE INCLUDING HSG47 AND PAS128.
- EXISTING BT LINE NOT SHOWN FOR CLARITY. ASSUMED THAT THIS WILL BE REMOVED AND WONT CLASH WITH PROPOSED WORKS.

KEY

- EXISTING HIGHWAY BOUNDARY
- PROPOSED FILTER DRAIN
- PROPOSED CARRIER DRAIN
- FLOW DIRECTION

DRAINAGE STRUCTURE KEY

- NSB-CPXX ● CATCHPIT CHAMBER
- NSB-ICX ● INSPECTION CHAMBER
- NSB-HWX ◻ STONE MESH HEADWALL
- NSB-GX ◻ GULLY



Description	Status	Revision	Drawn	Checked	Reviewed	Authorised	Issue Date
	A3						
Description	Status	Revision	Drawn	Checked	Reviewed	Authorised	Issue Date
Description	Status	Revision	Drawn	Checked	Reviewed	Authorised	Issue Date
Description	Status	Revision	Drawn	Checked	Reviewed	Authorised	Issue Date
EIAR	A3	C01	MB	GL	RC	CM	09/10/24

AtkinsRéalis **WSP**

TRANSPORT SCOTLAND
COMHDHAIL ALBA

Project Stage / Design File	DMRB Stage 3	State	Preliminary
Project Title	A83 Rest and Be Thankful		
Drawing Title	FIGURE 4.4 OMR INTERVENTIONS SHARP BEND 2 DRAINAGE LAYOUT		
Drawing Number	A83AAB	Originator	AWJ - HDG -
Project	MTS_MBO	Volume	DR-CD-050071
Location		Type	
Original Size	A1	Scale	1:500
Project Ref. No.	6204594	Sheet	1 of 1
		Rev.	C01