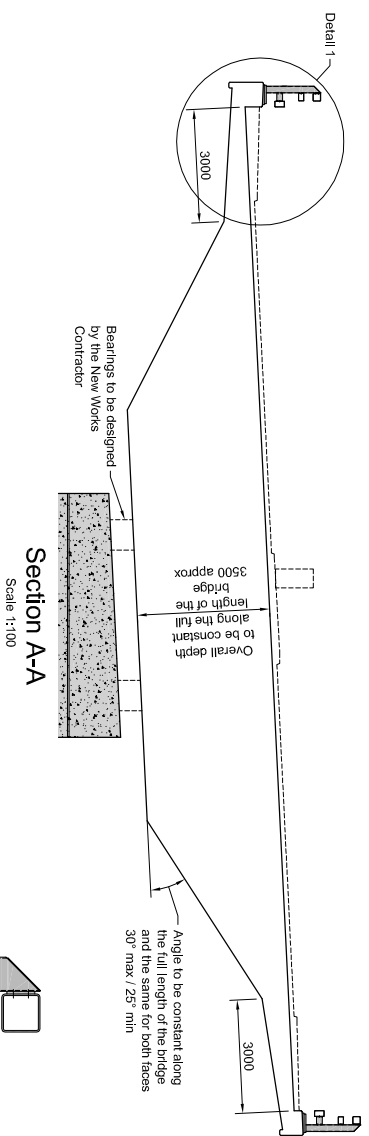


Plan
 Scale 1:1000

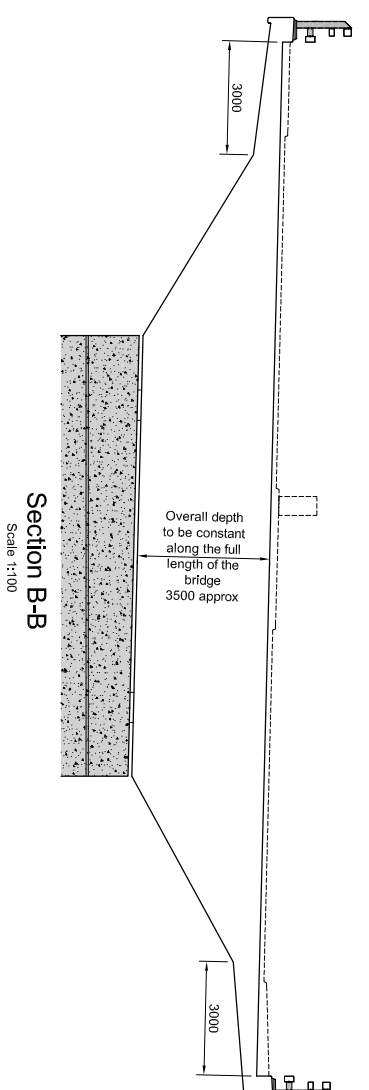
- Notes :
1. All dimensions are in millimetres unless noted otherwise.
 2. All dimensions shown meet the requirements of the New Works. Any deviation from these will require additional aesthetic consideration by the Contracting Authority.



South East Elevation
 Scale 1:500



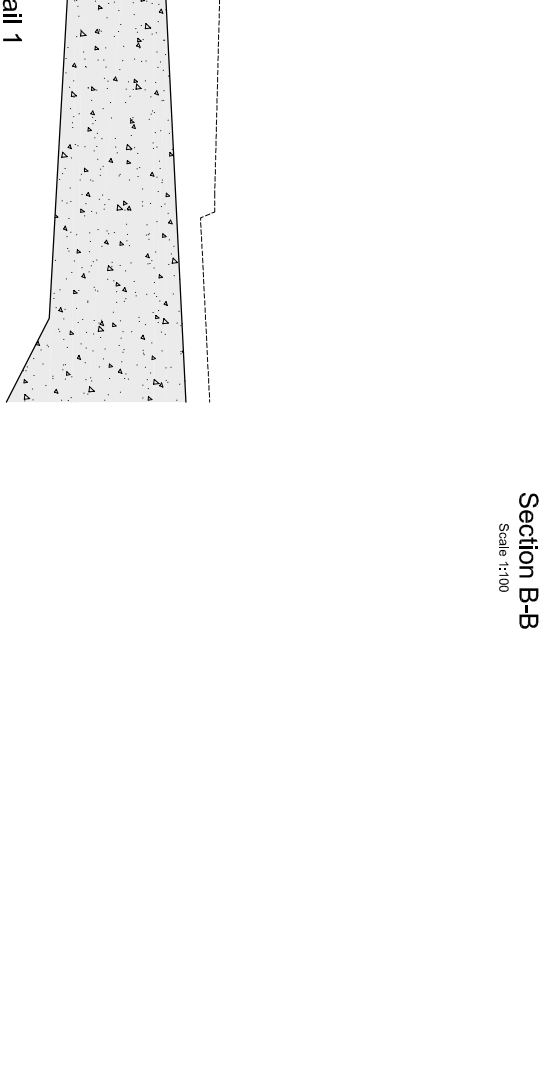
Section A-A
 Scale 1:100



Section B-B
 Scale 1:100



Detail 1
 Scale 1:20



Rev	Rev. Date	First Issue	MM	CC	DS	DS
0	April 2013					

Purpose of revision: Drawn / Checked / Rev'd / Approved

JACOBS
 65 Bernville St, Delaware, G2 7TK
 Tel: +44(0)1474 200000 / +44(0)1474 226 3109
 www.jacobs.com

berdeen Western Peripheral Route
 Balmacleit-Tipperary

Drawing title:
PS46 - RIVER DON CROSSING
5 SPAN OPTION
SHEET 1 OF 4

Drawing status:
FOR DIALOGUE

Scale:
 AS SHOWN @ A1
 DO NOT SCALE

Jacobs No.: B1033200

Drawing number:
B1033200/CD/DEF/ST/011

Rev: 0

This drawing is not to be used in whole or part other than for the intended purpose and project as defined on this drawing. Refer to the contract for full terms and conditions.