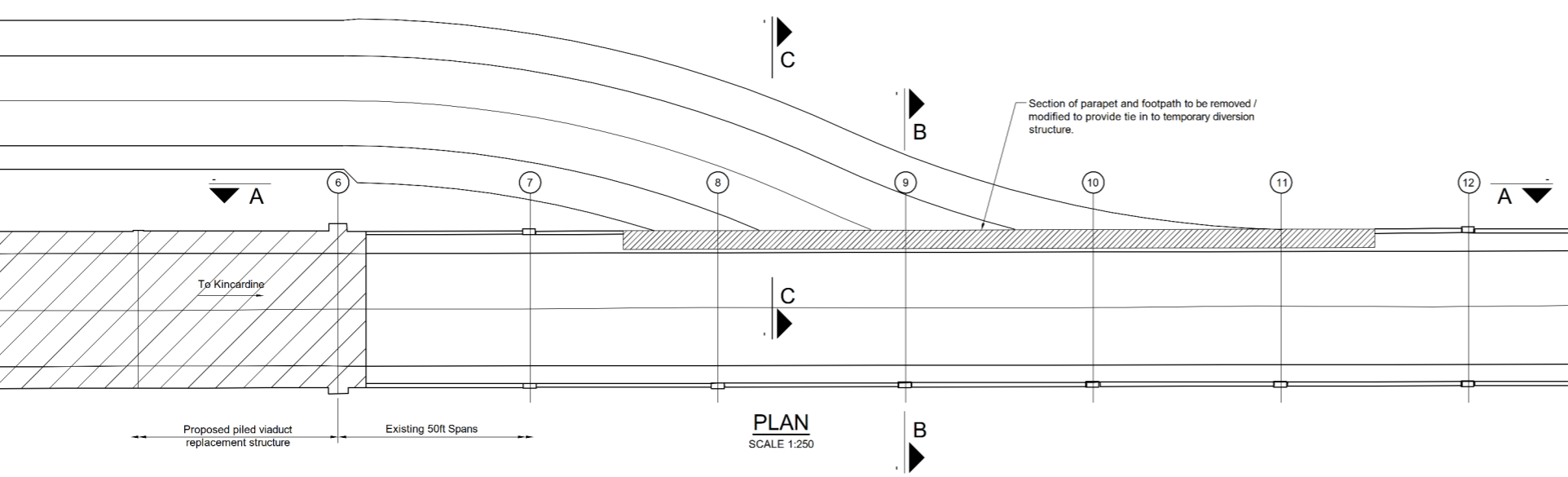
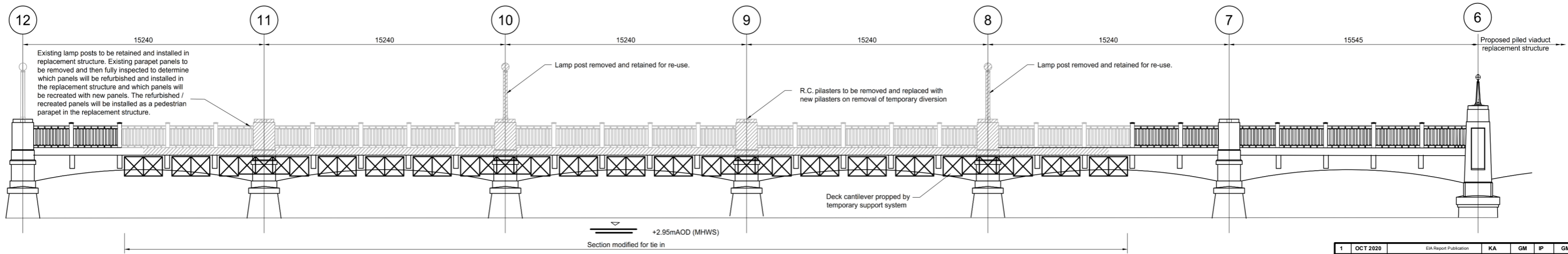
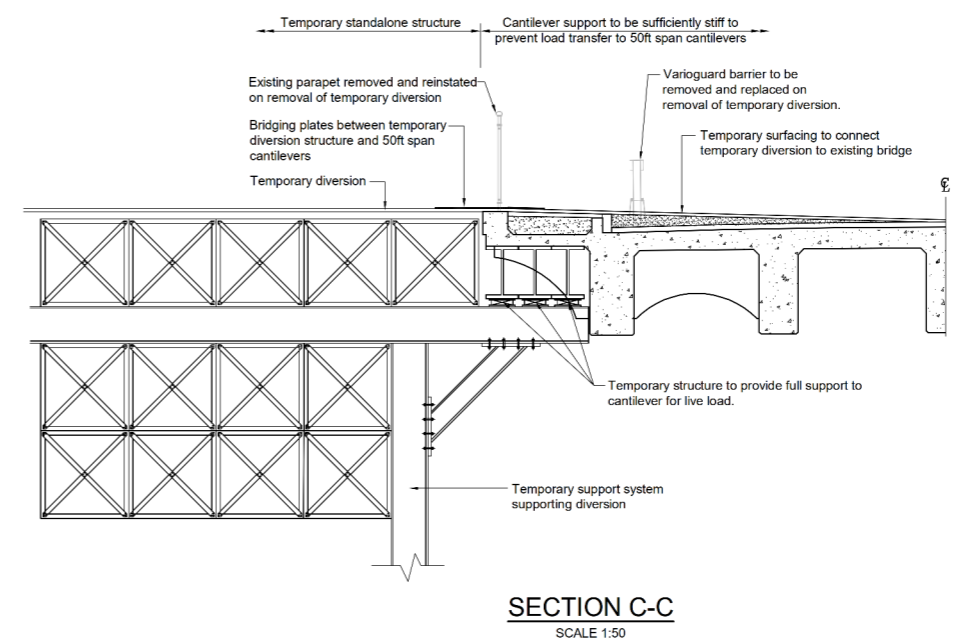
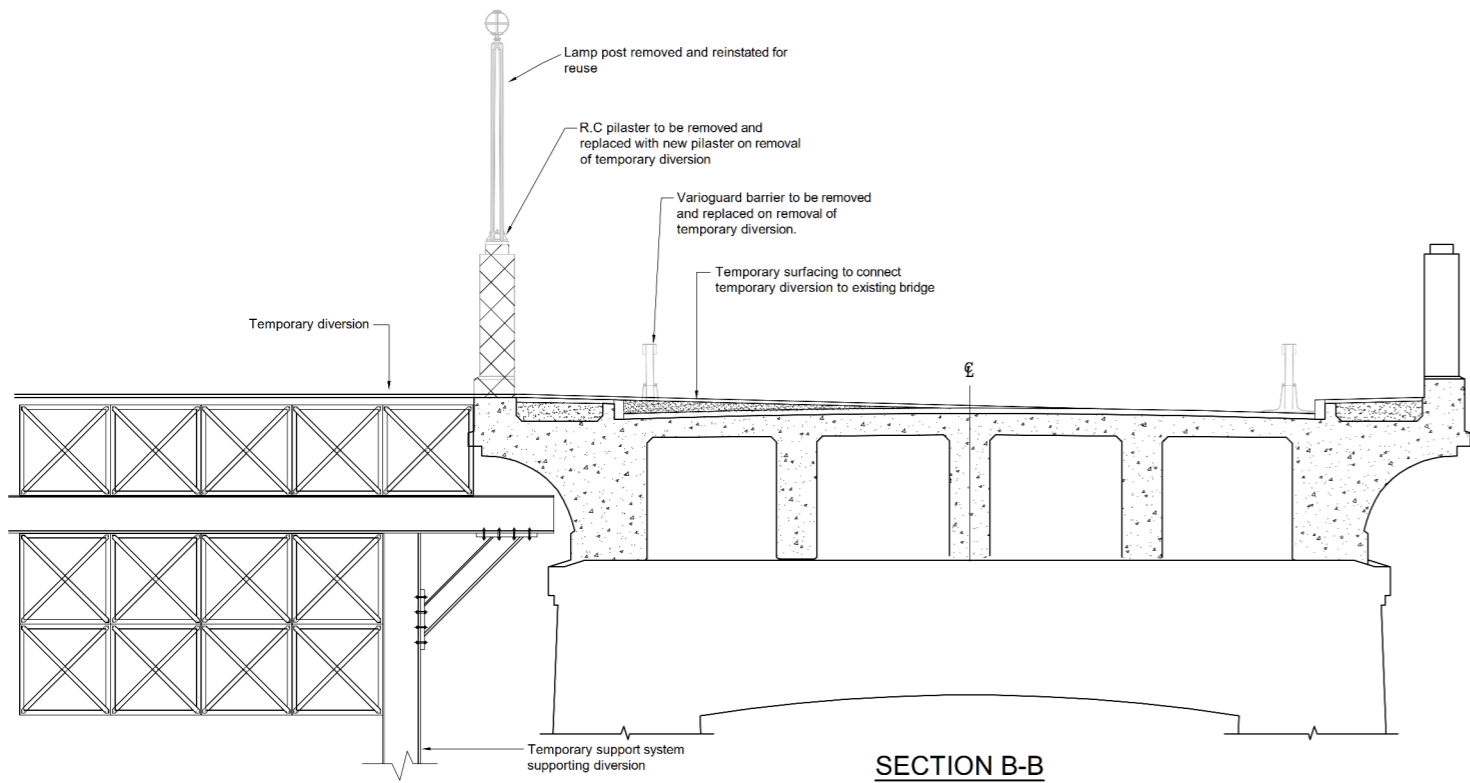



Figure 4b

- Notes:
1. Information extracted from record drawings
 2. All dimensions in mm unless noted otherwise
 3. All levels and chainages are in metres unless noted otherwise
 4. All levels refer to Ordnance Datum
 5. Span dimensions are indicative only.
 6. The proposals shown on this drawing are indicative only. The Contractor shall provide a fully designed and certified proposal prior to commencement of works to install the temporary diversion structure



1	OCT 2020	EIA Report Publication	KA	GM	IP	GMcl
Rev.	Rev. Date	Purpose of revision	Orig/Dwn	Checkd	Rev'd	Apprv'd

Jacobs
 95 Balwin Street, Glasgow G2 7JX, UK.
 Tel: +44(0)141 243 8000
 www.jacobs.com

Client

 TRANSPORT SCOTLAND
 COPHDHAIL ALBA

Project
**A985 Kincardine Bridge Refurbishment
 Piled Viaduct Replacement**

Drawing title
**Habitats Regulations Appraisal
 Temporary Diversion Structure
 Indicative General Arrangement**

Sheet 2 of 3

Drawing Status	FINAL	
Scale	NOT TO SCALE	DO NOT SCALE
Jacobs No.	B2020209	
Drawing number	Figure 4b	Rev 1

© 2020 Jacobs U.K. Limited. The concepts and information contained in this document are the property of Jacobs. Use or copying of this document in whole or in part without the written permission of Jacobs constitutes an infringement of copyright. Limitation: This drawing has been prepared on behalf of, and for the exclusive use of Jacobs' Client and is subject to, and issued in accordance with, the provisions of the contract between Jacobs and the Client. Jacobs accepts no liability or responsibility whatsoever for, or in respect of, any use of, or reliance upon, this drawing by any third party.